



CONTENTS

Why Haier?	4
The Haier Ductless Advantage	5
Easy to Install	6
Easy to Service	7
Easy to Own	8
Single Zone Solutions	9

SINGLE ZONE SYSTEMS 10

 Tempo	12
--	----

 Advanced Plus	14
--	----


 NextGen Arctic	16
---	----

 FlexFit Pro	24
--	----

Side-Discharge Air Conditioner	26
-----------------------------------	----

MULTI ZONE SYSTEMS 28

 Arctic	30
---	----

 FlexFit	31
--	----

Controllers and Accessories

Smart HQ	34
----------	----

Controllers	36
-------------	----

Panels	37
--------	----

Return Air Grilles	37
--------------------	----

Supply Air Grilles	37
--------------------	----

Supply Plenums	37
----------------	----

MERV Filter Boxes	37
-------------------	----

Wind Baffle	38
-------------	----

Snow Hood (Hail Guard)	38
------------------------	----

Compatibility Chart	39
----------------------------	-----------

Haier has been global No.1 connected air conditioner brand for 3 years with a market share of 30.9%.
(Data: Euromonitor)



2019

Haier established IoT-based AC factory, which combines automatic mass production with user interaction.



2015

Haier started exporting air conditioners to the U.S.



1999

Haier acquired ISO 9001 certification.
Haier started exporting air conditioners to Europe.



1994

Haier Group was founded in Qingdao, China.



1984

2021



Air & Water solutions team is created to drive innovation across multiple categories in the HVAC and plumbing Pro-Channel.

2016



Haier acquired GE Appliances, and achieved No.1 RAC market share in the U.S. under Haier and GEA.

2014




Haier established new R&D center, focusing on developing smart and healthy air solutions.

1996



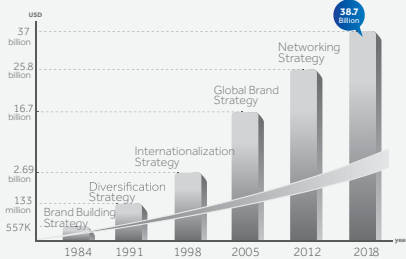
Haier launched full range of light commercial products in China.

1993



Haier launched China's first inverter air conditioner.

Haier Global Position



Established in 1984, Haier is a Fortune 500 company, with global sales revenue exceeding \$38.7bn in 2018.



Haier achieved 10-year global No.1 in major appliances from 2009-2018. (Data: Euromonitor)



Qingdao Haier, a subsidiary of Haier Group, was recently named one of Fortune's most admired companies in the world. It is the only appliance company from Asia to receive this award.



Haier is the world's No.1 connected air conditioner brand (including smart ACs), with a market share of 30.9% in retail sales in 2019. (Data: Euromonitor)

Haier owns 10+R&D centers, 25 industrial parks, 122 factories, 106 marketing centers worldwide, and has sales networks in over 160 countries and regions.

Haier boasts these major household appliance brands: Haier, GE Appliances, Cafe, Hotpoint, Casarte, Leader, AQUA, Fisher & Paykel, and Candy. They constitute Haier's global brand cluster.

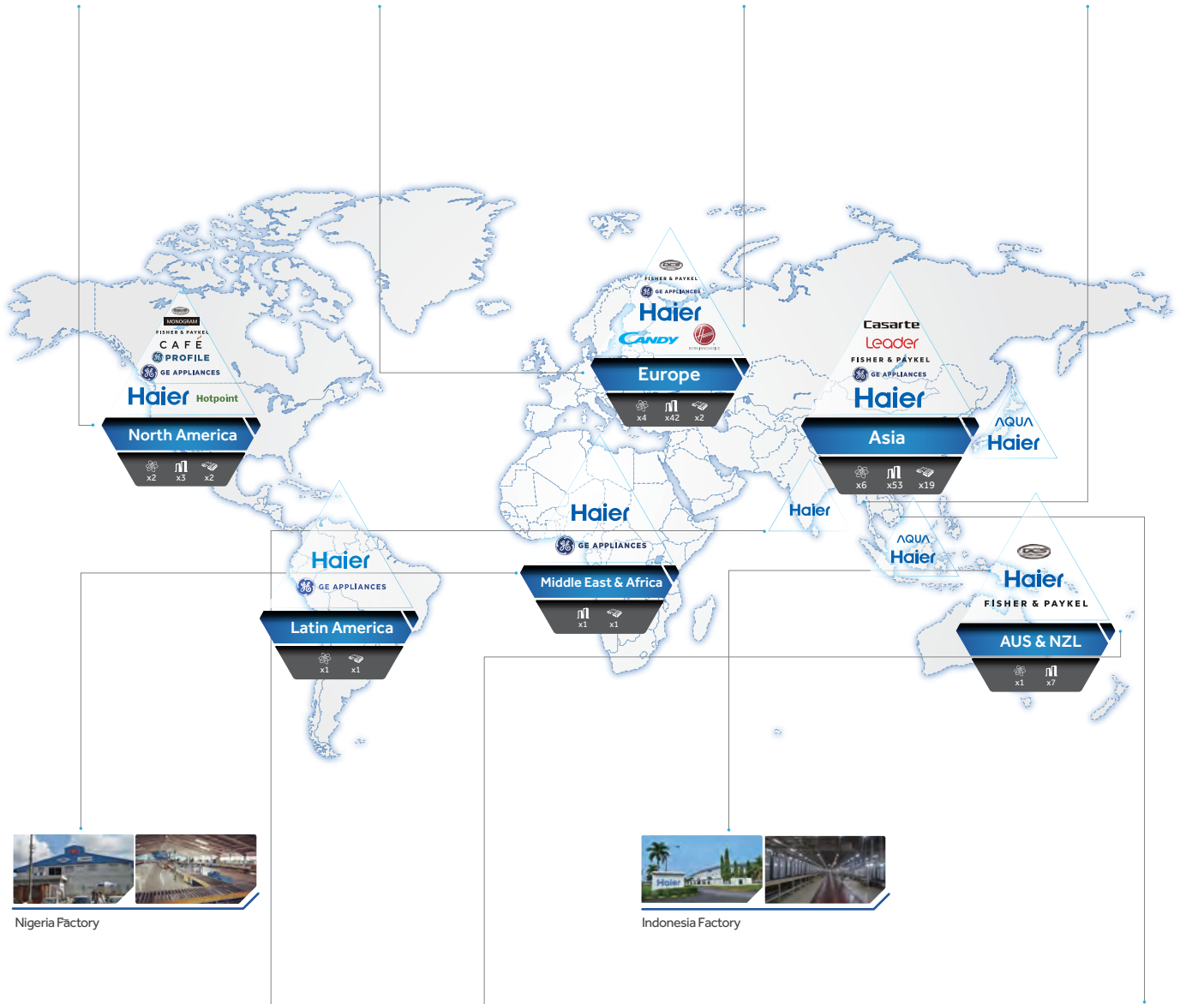


GEA Factory

CANDY Factory

Russia Factory

Thailand Factory



Nigeria Factory



Indonesia Factory



Pune (India) Industrial Park

Greater Noida (India) Industrial Park



FPA R&D Center

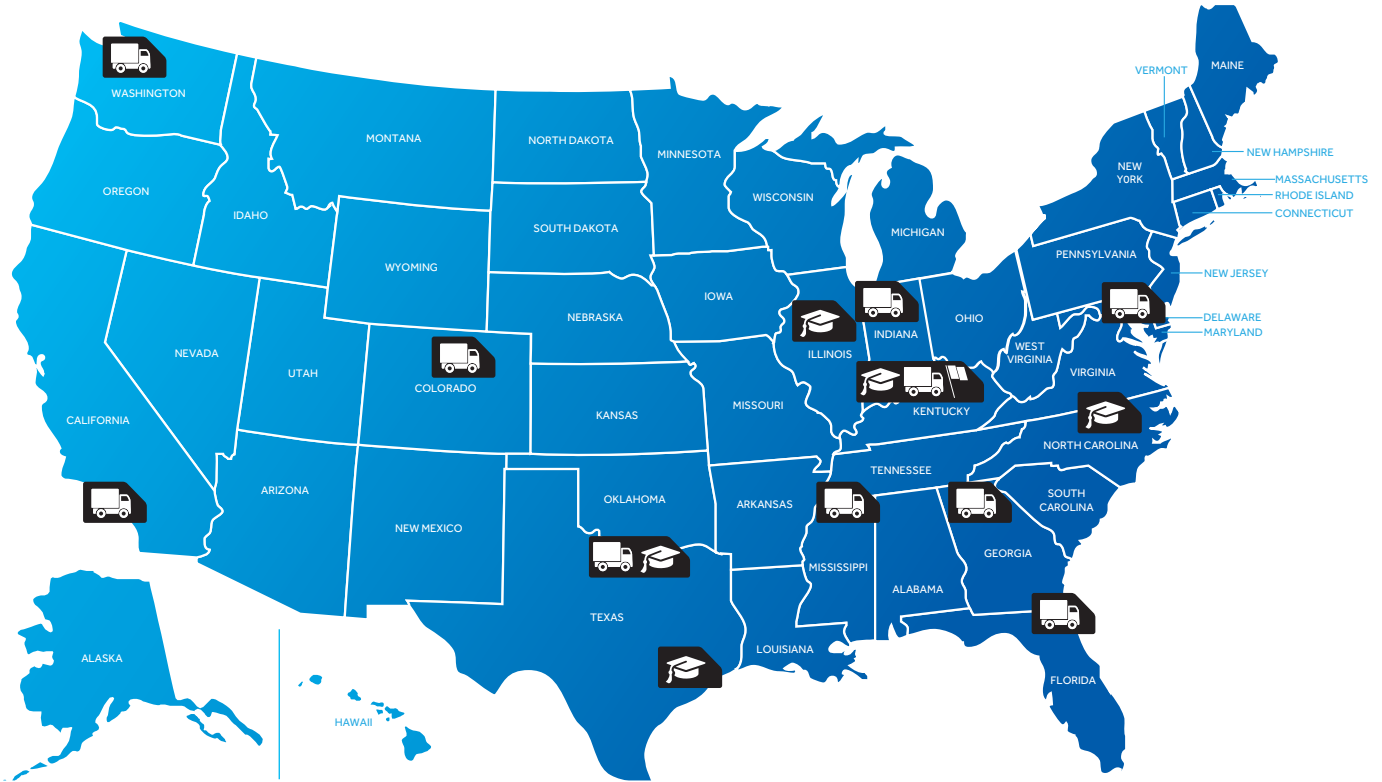


Vietnam Factory

Why Haier?

North American Presence

Headquartered in Louisville, Kentucky, Haier is committed to the success of our North American partnerships with nine distribution centers and four training centers throughout the United States.



North America Headquarters

- Louisville, KY



North American Distribution Centers

- Atlanta, GA
- Seattle, WA
- Los Angeles, CA
- Denver, CO
- Dallas, TX
- Olive Branch, MS
- Munster, IN
- Louisville, KY
- Jacksonville, FL
- Perryville, MD



Training Centers:

- Dallas, TX
- Houston, TX
- Louisville, KY
- Peru, IL
- Raleigh, NC
- Sacramento, CA (coming soon)
- Toronto, CA (coming soon)

Comfort Made Easy

Haier is committed to comfort made easy. By providing the best end-user experience through innovative product technology, and with a business model proven to grow larger profits for our North American Haier distributor & installer/servicer partners, Haier is dedicated to being recognized as the North American leader in the HVAC industry.



The Haier Ductless Advantage

Ductless systems are easier to install, quieter, and more efficient than traditional units. Multi-zone ductless products allow more comfort control throughout the home or office than do centralized systems. Ductless units eliminate the energy losses created by traditional duct work, which can account for more than 30% in energy consumption.

Smart



Download the Smart HQ App to an Apple or Android smart device, link the equipment to the smart device, and enjoy system control from whenever and wherever you want! Compatible with Google Assistant and Amazon Alexa.

Efficiency



Energy-Saving Technologies

Luxurious comfort without sacrificing efficiency. From DC inverters and six-step fans to improved heat-exchange materials, every part is constantly working to maximize efficiency.

Performance



Temperature Precision

Maintain room air temperature with twice the precision of other leading ductless systems..



Faster Heating and Cooling

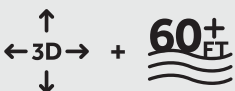
Turbo Mode briefly runs the system at maximum speed to heat or cool in half the time. Warm Start Mode ensures the fan won't blow cold air at the start of the heating phase.

Air Quality



High Performance Air Cleaning

Four easy-to-clean filters safely reduce dust, pollen, mites, viruses, bacteria, and odor-causing gases in the air.



Natural Breeze Effect

To capture the sensation of natural air movement, the 3D Airflow feature on select models creates both horizontal and vertical movement, carried throughout the space by the Long Distance Airflow (60+ ft.) capability.

Easy to Install



Features Installers Love:

- Multiple line set and drain positions
- Stand-off cabinet hinge and quick-mount wall bracket ensure a one-person installation
- Color-coded packaging confirms the right equipment is on the job



Mounting plate with dimensions

Get the centerline of the line set and drain opening in the right location, each time and every time.



Extended kickstand

Stand-off hinge allows more hand space for line set and drain connections, service, and maintenance.



Easy access control board

PCB pops out for quick component and wiring checks, without removing the casing!



Wider tubing cavity

More room for working with line set and drain, or checking refrigerant connections.



Easy access fan motor

Simplifies maintenance or removal without disassembling the evaporator.



Detachable bottom cover

Plenty of room for installation, service, and maintenance. No tools needed!

Download Haierductlesshelp APP



Help is here; any day,
any night, any time!



On-line and Off-line Resources:

- Tools and Troubleshooting
- Technical Resource Center
- Product Overview and Information
- Error Code Lookup
- Refrigerant Charge Calculators
- Technical Bulletins



Easy to Own



VOICE CONTROL

Simply connect one or more Haier smart ductless systems to your WiFi, and you can enjoy hands-free temperature control.



TECHNOLOGY



Amazon Alexa

Alexa is Amazon's voice service that enables you to interact with smart home devices in a more intuitive way.

Google Assistant

Ask Google Assistant questions and let it help you get things done.



To intelligently control your living space, the Haier SmartHQ App will help you effortlessly connect with your air conditioner.

All connected appliance data is held in strict accordance with the Haier Appliances Connected Data Privacy Policy.





Tempo Series

Tempo Series offers efficiency and value with outstanding inverter technology performance. Capable of heating down to -4°F(-20°C), cooling up to 115°F(46°C), and available with capacities of 09k, 12k, 18k, and 24k. 09k and 12k are available for both 115V and 208/230V.

- 09k, 12k 115V and 18k, 24k 230V units feature WiFi accessory compatibility.
- 09k, 12k 230V units feature built-in WiFi compatibility.



Advanced Plus Series

Our Energy Star rated Advanced Plus Series is the ultimate combination of performance and comfort. This series delivers the highest efficiencies (up to 23.5 SEER) and the quietest operation - down to a whispering 23 dB(A). Available capacities are 09k, 12k, 15k, 18k, and 24k.

- A great choice for applications with Energy Star building requirements.
- Popular in states with stringent energy use regulations.
- Premium air delivery quality and airflow with adjustable air blades for up, down, left, and right directional control.
- All units feature WiFi accessory compatibility.



Next Gen Arctic Series

Our premier Arctic Series inverter heat pumps can effectively reduce your energy costs while maintaining an ideal comfort level. The integration of Haier HeatPlus technology provides exceptional year-round comfort with 100% rated heating capacity at 5°F and comfortably warm air down to -31°F.

- Ideal for colder regions.
- While offered only as an accessory by competitors, our outdoor unit base pan heater comes standard.
- Four different types of indoor options including highwall, console, mid-static duct and cassette are available for all sizes.
- All units feature built-in WiFi compatibility.























FlexFit Series

FlexFit™ is our and modular system that allows a generous selection of ductless indoor and outdoor units up to 18 SEER. Designed with cost-effectiveness in mind, Haier FlexFit ductless systems allow mixing and matching between indoor and outdoor units, effectively reducing the time and cost of inventory management.

- Available sizes are 24k, 36k and 48k.
- Three different types of indoor including high wall, high-static duct, large cassette are available for proper applications.
- Highwall units feature WiFi accessory compatibility.

Equipment Matchup Quick Reference












Single Zone Systems

	Series	Capacity	Outdoor	Indoor	Standard Controller	Optional Controller		
Highwall Solutions	Tempo Highwall (115V) (Page 13)	 9K	1U09TE1VHA	AW09TE1VHA		QACT17A** YR-E16B** YR-E17**		
		 12K	1U12TE1VHA	AW12TE1VHA				
	Tempo Highwall (230V) (Page 13)	 9K	1U09TE2VHA	AW09TE2VHA				
		 12K	1U12TE2VHA	AW12TE2VHA				
		 18K	1U18TE1VHA	AW18TE1VHA				
		 24K	1U24TE1VHA	AW24TE1VHA				
	Advanced Plus Highwall (Page 15)	 9K	1U09AP2VHA	AW09ES2VHB				QACT17A** YR-E16B** YR-E17**
		 12K	1U12AP2VHA	AW12ES2VHB				
		 15K	1U15AP2VHA	AW15ES2VHB				
		 18K	1U18AP2VHA	AW18ES2VHB				
		 24K	1U24AP2VHA	AW24ES2VHB				
	Next Gen Arctic Highwall (Page 17)	 9K	1U09EH2VHD/E	AW09EH2VHD		QACT17A YR-E16B YR-E17		
		 12K	1U12EH2VHD/E	AW12EH2VHD				
		 18K	1U18EH2VHD/E	AW18EH2VHD				
	FlexFit Pro Highwall (Page 23)	 24K	1U24LP2VHA	AW24LP2VHA		QACT17A** YR-E16B** YR-E17**		
		 36K	1U36LP2VHA	AW36LP2VHA				

*Remote controller WJ01X24721 and WJ26X27153 are shipped with indoor unit.

** Requires WK-B adapter.

Ducted, Console & Ceiling Solutions

Series	Capacity	Outdoor	Indoor	Standard Controller	Optional Controller
Next Gen Arctic Ducted (Page 18) 	 9K	1U09EH2VHE	USYM09UCDSA	Wired controller must be purchased separately	QACT17A YR-E16B YR-E17
	 12K	1U12EH2VHE	USYM12UCDSA		
	18K	1U18EH2VHE	USYM18UCDSA		
Next Gen Arctic Floor Console (Page 19) 	9K	1U09EH2VHE	USYF09UCDWA	 WJ01X24721*	QACT17A YR-E16B YR-E17
	 12K	1U12EH2VHE	USYF12UCDWA		
	18K	1U18EH2VHE	USYF18UCDWA		
Next Gen Arctic Compact Cassette (Page 20) 	9K	1U09EH2VHE	AB09SC2VHA	 WJ01X24721*	QACT17A YR-E16B YR-E17
	 12K	1U12EH2VHE	AB12SC2VHA		
	18K	1U18EH2VHE	AB18SC2VHA		
FlexFit Pro Ducted (Page 23) 	24K	1U24LP2VHA	AM24LP2VHA	 YR-E17	QACT17A YR-E16B
	36K	1U36LP2VHA	AM36LP2VHA		
	48K	1U48LP2VHA	AM48LP2VHA		
FlexFit Pro Large Cassette (Page 23) 	24K	1U24LP2VHA	AL24LP2VHA	 YR-HBS01	QACT17A YR-E16B YR-E17
	36K	1U36LP2VHA	AL36LP2VHA		
	48K	1U48LP2VHA	AL48LP2VHA		

*Remote controller WJ01X24721 and WJ26X27153 are shipped with indoor unit.

** Requires WK-B adapter.



Proper sizing and installation of equipment is critical to achieve optimal performance. Split system air conditioners and heat pumps must be matched with appropriate coil components to meet **ENERGY STAR**® Criteria. Ask your contractor for details or visit www.energystar.gov.

Tempo Series

Single Zone Systems



Scan this code with your smart device to learn more about Tempo mini-splits.



Tempo Series offers efficiency and value with outstanding inverter technology performance. Capable of heating down to -4°F(-20°C), cooling up to 115°F(46°C), and available with capacities of 09k, 12k, 18k, and 24k. 09k and 12k available for both 115V and 208/230V.

Key Features

- | | |
|--|---|
|  <p>A-PAM DC INVERTER
Latest high efficiency DC inverter technology</p> |  <p>DRY FUNCTION
Reduces indoor humidity level</p> |
|  <p>-4°F HEATING
Low ambient heating down to -4°F (-20°C)</p> |  <p>TURBO MODE
Cools or heats the room quickly</p> |
|  <p>BLUE FIN
A hydrophilic aluminum fin ensures condensing water flows smoothly</p> |  <p>QUIET MODE
Minimizes indoor noise while maintaining comfort levels</p> |
|  <p>EASY INSTALLATION CLIP
Built-in bracket allows more room to install and service</p> |  <p>CHILD LOCK
Prevents unintended and unsupervised use</p> |
|  <p>AUTO LOUVER
Adjusts airflow upward when cooling, or downward when heating</p> |  <p>115V EASY ELECTRIC WIRING
9k and 12k available with 230V or 115V options</p> |
|  <p>WARM START
Ensures the fan will not blow cold air during heating mode startup</p> |  <p>2-WAY PIPING DRAIN
Right or left side drain configuration simplifies installation</p> |

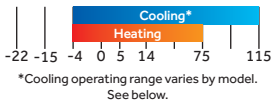


Specifications

Compressor Type:
DC Inverter Driven Rotary

Voltage/Cycle/Phase:
115/60/1:
09TE1, 12TE1
208-230/60/1:
09TE2, 12TE2, 18TE2, 24TE2

Operating Range (°F):



		115V		208-230V			
		09TE1	12TE1	09TE2	12TE2	18TE2	24TE2
Outdoor Unit	UPC	6-88057-40817-0	6-88057-40819-4	0-84691-85533-0	0-84691-85535-4	6-88057-40821-7	6-88057-40823-1
	UPC	6-88057-40816-3	6-88057-40818-7	0-84691-85532-3	0-84691-85534-7	6-88057-40820-0	6-88057-40822-4
Cooling	Rated Capacity Btu/hr	9,000	12,000	9,000	12,000	18,000	24,000
	Capacity Range Btu/hr	3,800-12,000	4,100-12,500	3,800-10,000	4,100-13,000	5,000-19,000	6,500-26,000
	Rated Power Input W	810	1,200	800	1,100	1,650	2,150
	SEER/EER	16/11.0	16/11.0	18/11.0	18/11.0	16/10.0	16/10.0
	Moisture Removal Pt./hr	2.5	3.4	2.3	3.4	4.2	5.9
Heating	Heating Capacity Range Btu/hr	4,100-12,000	4,500-16,000	4,100-11,000	4,500-13,000	5,400-22,000	6,800-28,000
	Rated Heating Capacity 47°F Btu/hr	10,000	12,000	10,000	12,000	19,000	26,000
	COP	3.25	2.93	4.15	3.79	3.22	3.22
	Rated Heating Capacity 17°F Btu/hr	5,600	7,800	5,000	7,500	11,200	16,600
	Max. Heating Capacity 17°F Btu/hr	7,500	11,200	7,500	10,000	16,900	20,700
	Max. Heating Capacity 5°F Btu/hr	6,900	8,930	6,000	8,500	13,600	16,400
Operating Range	Max. Heating Capacity -4°F Btu/hr	5,300	7,100	5,000	7,500	11,200	13,800
	Rated Power Input W	850	1,000	750	980	1,700	2,400
Operating Range	HSPF	9.0	9.0	10.0	10.0	9.0	9.0
	Cooling °F (°C)	14~115°F (-10~46°C)	14~115°F (-10~46°C)	-4~115°F (-20~46°C)	-4~115°F (-20~46°C)	0~115°F (-18~46°C)	0~115°F (-18~46°C)
Operating Range	Heating °F (°C)	-4~75°F (-20~24°C)	-4~75°F (-20~24°C)	-4~75°F (-20~24°C)	-4~75°F (-20~24°C)	-4~75°F (-20~24°C)	-4~75°F (-20~24°C)
	Maximum Fuse Size A	20	20	15	15	20	25
Outdoor Unit	Minimum Circuit Amp A	18	18	12	12	17	19
	Outdoor Noise Level dB	47	50	48	50	56	53
	Dimension: Height in (mm)	21 1/4 (540)	21 1/4 (540)	21 3/4 (553)	21 3/4 (553)	27 7/16 (697)	30 (762)
	Dimension: Width in (mm)	30 11/16 (780)	30 11/16 (780)	31 1/2 (800)	31 1/2 (800)	35 (890)	36 3/16 (920)
	Dimension: Depth in (mm)	9 5/8 (245)	9 5/8 (245)	10 7/8 (275)	10 7/8 (275)	13 7/8 (353)	15 1/8 (385)
	Weight Ship/Net - lbs (kg)	66.2/58.4 (30/26.5)	71.7/63.9 (32.5/29)	76.1/63.5 (34.5/28.8)	82.2/69.7 (37.3/31.6)	105.8/97.0 (48.0/44.0)	121.3/112.5 (55.0/51.0)
Indoor Unit	Fan Speed Stages	5 + Auto	5 + Auto	5 + Auto	5 + Auto	5 + Auto	5 + Auto
	Airflow CFM (Turbo/High/Med/Low/Quiet)	305/295/280/265/240	310/300/287/275/245	421/332/292/242/200	426/360/310/265/200	545/530/505/475/460	665/650/610/570/555
	Indoor Sound Level dB (Turbo/High/Med/Low/Quiet)	39/37/33/28/23	39/37/33/28/23	42/36/33/29/26	42/38/34/31/26	45/43/39/36/33	47/45/40/37/34
	Dimension: Height in (mm)	11 7/16 (290)	11 7/16 (290)	11 7/8 (301)	11 7/8 (301)	12 1/2 (318)	13 3/16 (335)
	Dimension: Width in (mm)	34 (864)	34 (864)	33 3/4 (856)	33 3/4 (856)	39 11/16 (1008)	44 5/16 (1125)
	Dimension: Depth in (mm)	7 7/8 (200)	7 7/8 (200)	7 3/4 (196)	7 3/4 (196)	8 7/8 (225)	9 7/16 (240)
Refrigerant Lines	Weight Ship/Net - lbs (kg)	24.7/19.9 (11.2/9.0)	24.7/19.9 (11.2/9.0)	26.9/21.2 (12.2/9.6)	26.9/21.2 (12.2/9.6)	33.1/26.5 (15.0/12.0)	38.6/30.9 (17.5/14.0)
	Connections	Flare	Flare	Flare	Flare	Flare	Flare
Refrigerant Lines	Liquid O.D. in	1/4	1/4	1/4	1/4	1/4	1/4
	Suction O.D. in	3/8	3/8	3/8	3/8	1/2	1/2
	Factory Charge Oz	26.5	35.3	32.8	40.6	40.6	67.0
	Maximum Line Length Ft / m	66/20	66/20	66/20	66/20	83/25	83/25
	Maximum Height Ft / m	33/10	33/10	33/10	33/10	50/15	50/15

*The Tempo Series will continuously operate at -4°F(-20°C).







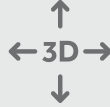





Advanced Plus Series

Single Zone Systems



The ultimate combination of performance and comfort, Advanced Plus delivers efficiencies up to 23 SEER and whisper-quiet operation; as low as 23 dB(A). Available Capacities: 9,000 BTU, 12,000 BTU, 15,000 BTU, 18,000 BTU, and 24,000 BTU.

Key Features

- 
DC INVERTER
A-PAM DC INVERTER
 Latest high efficiency DC inverter technology
- 
EASY INSTALLATION CLIP
 Built-in bracket allows more room to install and service
- 
-15°F HEATING
 Low ambient heating down to -15F (-26C)
- 
AUTO LOUVER
 Adjusts airflow upward when cooling, or downward when heating
- 
BASE PAN HEATER
 Prevents condensate water from accumulating in the outdoor unit in extremely cold temperatures
- 
WARM START
 Ensures the fan will not blow cold air during heating mode startup
- 
3-D AIR FLOW
 Delivers air vertically and horizontally for even distribution throughout the room
- 
TURBO MODE
 Cools or heats the room quickly
- 
BLUE FIN
 A hydrophilic aluminum fin, ensures condensing water flows smoothly
- 
QUIET MODE
 Minimizes indoor noise while maintaining comfort levels
- 
60+ FT LONG DISTANCE AIR SUPPLY
 Optimized fan motor and blower design enables up to 60 feet of air flow
- 
2-WAY PIPING DRAIN
 Right or left side drain configuration simplifies installation

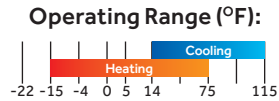


Advanced Plus SERIES

Specifications

Compressor Type:
DC Inverter Driven Rotary

Voltage/Cycle/Phase:
208-230/60/1



	09AP	12AP	15AP	18AP	24AP	
Outdoor Unit	1U09AP2VHA	1U12AP2VHA	1U15AP2VHA	1U18AP2VHA	1U24AP2VHA	
UPC	0-84691-83460-1	0-84691-83462-5	0-84691-84495-2	0-84691-83461-8	0-84691-83465-6	
Indoor Unit	AW09ES2VHB	AW12ES2VHB	AW15ES2VHB	AW18ES2VHB	AW24ES2VHB	
UPC	6-88057-40765-4	6-88057-40766-1	0-84691-84496-9	6-88057-40767-8	6-88057-40768-5	
Cooling	Rated Capacity Btu/hr	9,000	12,000	15,000	17,000	22,000
	Capacity Range Btu/hr	3,200 - 12,500	3,300 - 15,000	5,400 - 24,000	5,400 - 26,500	6,400 - 30,000
	Rated Power Input W	640	960	1,200	1,390	1,760
	SEER/EER	23.5/14.5	23.0/12.5	21.5/12.5	21.0/12.5	20.0/12.5
	Moisture Removal Pt./h	3.50	3.90	4.10	4.30	7.00
Heating	Heating Capacity Range Btu/hr	3,800 - 15,600	3,900 - 20,000	4,000 - 26,000	4,000 - 30,000	6,200 - 36,000
	Rated Heating Capacity 47°F Btu/hr	10,000	13,000	16,000	22,000	27,600
	COP	4.4	3.5	3.4	3.4	3.3
	Max. Heating Capacity 17°F Btu/hr	13,000	15,000	17,000	19,000	26,000
	Max. Heating Capacity 5°F Btu/hr	10,000	13,000	16,000	17,000	20,000
	Max Heating Capacity -15°F Btu/hr	6,500	7,500	10,000	12,000	14,000
	Rated Power Input W	680	1,500	1,700	2,100	2,630
HSPF	10.5	11.0	10.5	10.5	10.5	
Outdoor Unit	Maximum Fuse Size A	15	15	20	20	30
	Minimum Circuit Amp A	11.0	11.0	14.0	14.0	20.0
	Outdoor Noise Level dB	54	54	55	55	57
	Dimension: Height in (mm)	23 1/2 (597)	23 1/2 (597)	27 7/16 (697)	27 7/16 (697)	30 (762)
	Dimension: Width in (mm)	30 11/16 (780)	30 11/16 (780)	35 (890)	35 (890)	36 3/16 (920)
	Dimension: Depth in (mm)	11 7/16 (290)	11 7/16 (290)	13 7/8 (353)	13 7/8 (353)	15 1/8 (385)
ODU Weight Ship/Net - lbs	85/78.5	85/78.5	110.5/100.5	110.5/100.5	141/130	
Indoor Unit	Fan Speed Stages	5 + Auto	5 + Auto	5 + Auto	5 + Auto	5 + Auto
	Sound Level dB (Turbo/High/Med/Low/Quiet)	44/40/35/31/23	45/41/36/32/23	48/46/42/36/34	48/46/42/36/34	49/47/42/36/34
	Dimension: Height in (mm)	12 1/4 (310)	12 1/4 (310)	13 1/4 (336)	13 1/4 (336)	13 1/4 (336)
	Dimension: Width in (mm)	35 7/16 (900)	35 7/16 (900)	43 7/8 (1115)	43 7/8 (1115)	43 7/8 (1115)
	Dimension: Depth in (mm)	8 7/16 (215)	8 7/16 (215)	9 9/16 (243)	9 9/16 (243)	9 9/16 (243)
	IDU Weight Ship/Net - lbs	31/25.5	31/25.5	43.5/35.5	43.5/35.5	45.5/38
Refrigerant Lines	Connections	Flare	Flare	Flare	Flare	Flare
	Liquid O.D. in	1/4	1/4	1/4	1/4	1/4
	Suction O.D. in	3/8	3/8	1/2	1/2	1/2
	Factory Charge Oz	38.8	38.8	52.2	52.2	74.1
	Max Line Length Ft / m	50/15	50/15	83/25	83/25	83/25
	Max Height Ft / m	33/10	33/10	50/15	50/15	50/15

*The Advanced Plus Series will continuously operate at -15°F (-26°C).

Next Gen Arctic Series

Single Zone Systems



Scan this code with your smart device to learn more about Arctic mini-splits.



Our premier Arctic Series inverter heat pumps can effectively reduce your energy costs while maintaining an ideal comfort level. The integration of Haier HeatPlus technology provides exceptional year-round comfort with 100% rated heating capacity at 5°F and comfortably warm air down to -31°F.

Key Features

- DC INVERTER**
A-PAM DC INVERTER
 Latest high efficiency DC inverter technology
- 31°F HEATING**
 Low ambient heating down to -31°F (-35°C).
- BASE PAN HEATER**
 Prevents condensate water from accumulating in the outdoor unit in extremely cold temperatures
- 100% HEATING AT 5°F (-15°C)**
 Provides 100% heating at low ambient 5°F (-15°C)
- 3-D AIR FLOW**
 Delivers air vertically and horizontally for even distribution throughout the room
- SMART SENSOR**
 Automatically changes to an energy-saving temperature while you are away, then back to your regular setting when you return.
- EASY INSTALLATION CLIP**
 Built-in bracket allows more room to install and service
- BLUE FIN**
 A hydrophilic aluminum fin, ensures condensing water flows smoothly
- QUIET MODE**
 Minimizes indoor noise while maintaining comfort levels
- 60+ FT LONG DISTANCE AIR SUPPLY**
 Optimized fan motor and blower design enables up to 60 feet of air flow
- WARM START**
 Ensures the fan will not blow cold air during heating mode startup
- 2-WAY PIPING DRAIN**
 Right or left side drain configuration simplifies installation
- TURBO MODE**
 Cools or heats the room quickly
- AUTO LOUVER**
 Adjusts airflow upward when cooling, or downward when heating


Highwall Systems

Specifications

Compressor Type:
DC Inverter Driven Rotary

Voltage/Cycle/Phase:
208-230/60/1

Operating Range (°F):



	09EHAW	12EHAW	18EHAW	
Outdoor	1U09EH2VHD/1U09EH2VHE		1U18EH2VHD/1U18EH2VHE	
UPC	0-84691-85044-1/0-84691-85903-1	0-84691-85046-5/0-84691-85904-8	0-84691-85048-9/0-84691-85905-5	
Indoor	AW09EH2VHD		AW18EH2VHD	
UPC	0-84691-85043-4	0-84691-85045-8	0-84691-85047-2	
Cooling	Rated Capacity Btu/hr	9,000	12,000	18,000
	Capacity Range Btu/hr	3,100 - 12,000	3,100 - 15,000	8,500 - 21,000
	Rated Power Input W	560	800	1,385
	SEER/EER	30/16.0	27/15.0	23/13.0
	Moisture Removal Pt./hr	2.50	3.40	4.20
Heating	Heating Capacity Range Btu/hr	3,100 - 20,000	3,100 - 22,000	8,700 - 27,000
	Rated Heating Capacity 47°F Btu/hr	10,000	14,500	20,000
	COP	3.7	4.3	3.7
	Max. Heating Capacity 5°F Btu/hr	12,000	17,000	20,000
	Max. Heating Capacity -4°F Btu/hr	10,500	15,500	18,000
	Max. Heating Capacity -15°F Btu/hr	8,600	14,500	16,000
	Max. Heating Capacity -22°F Btu/hr	7,400	12,400	14,000
Rated Power Input W	845	1,400	1,920	
HSPF	15.2	13.0	12.0	
Outdoor Unit	Maximum Fuse Size A	15	20	30
	Minimum Circuit Amp A	13	14	20
	Outdoor Noise Level dB	54	54	52
	Dimension: Height in (mm)	27 1/2 (697)	27 1/2 (697)	30 (762)
	Dimension: Width in (mm)	35 (890)	35 (890)	36 1/4 (920)
	Dimension: Depth in (mm)	13 7/8 (353)	13 7/8 (353)	15 1/8 (385)
Weight Ship/Net - lbs (kg)	115.5/98.3 (52.4/44.6)	124.8/107.6 (56.6/48.8)	154.3/133.4 (70/60.5)	
Indoor Unit	Fan Speed Stages	5 + Auto	5 + Auto	5 + Auto
	Indoor Sound Level dB (Turbo/High/ Med/Low/Quiet)	45/37/34/31/25	46/42/37/31/27	47/41/38/35/29
	Dimension: Height in (mm)	12 7/8 (327)	12 7/8 (327)	13 1/4 (337)
	Dimension: Width in (mm)	39 3/4 (1009)	39 3/4 (1009)	44 3/8 (1126)
	Dimension: Depth in (mm)	8 3/4 (223)	8 3/4 (223)	9 1/16 (230)
Weight Ship/Net - lbs (kg)	35.7/27.8 (16.2/12.6)	35.7/27.8 (16.2/12.6)	45.2/36.6 (20.5/16.6)	
Refrigerant Lines	Connections	Flare	Flare	Flare
	Liquid O.D. in	1/4	1/4	1/4
	Suction O.D. in	1/2	1/2	1/2
	Factory Charge Oz	56.8	62.1	82.9
	Maximum Line Length Ft / m	50/15	50/15	83/25
Maximum Height Ft / m	33/10	33/10	50/15	

*The Next Gen Arctic Series will continuously operate at -31°F (-35°C).









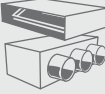



Next Gen Arctic Series

Single Zone Systems



Our premier Arctic Series inverter heat pumps can effectively reduce your energy costs while maintaining an ideal comfort level. The integration of Haier HeatPlus technology provides exceptional year-round comfort with 100% rated heating capacity at 5°F and comfortably warm air down to -31°F.

Key Features

- 
DC INVERTER
 A-PAM DC INVERTER
 Latest high efficiency DC inverter technology
- 
-31°F HEATING
 Low ambient heating down to -31°F (-35°C).
- 
BASE PAN HEATER
 Prevents condensate water from accumulating in the outdoor unit in extremely cold temperatures
- 
100% HEATING AT 5°F (-15°C)
 Provides 100% heating at low ambient 5°F (-15°C)
- 
COMPACT DESIGN
 Less than 10" height saves ceiling space
- 
CONDENSATE PUMP
 Built-in condensate pump included standard
- 
**0.6\" data-bbox="688 605 738 628"/>
EXTERNAL STATIC
 Designed for static pressure up to 0.6\" data-bbox="688 635 762 655"/>**
- 
BLUE FIN
 A hydrophilic aluminum fin, ensures condensing water flows smoothly
- 
OPTIONAL MERV FILTER BOX AND SUPPLY PLENUM
 Accessories available for MSP duct model for easy installation
- 
AUX HEATER COMPATIBLE
 Compatible with 3rd party auxiliary heaters
- 
WARM START
 Ensures the fan will not blow cold air during heating mode startup
- 
FRESH AIR
 Unit design includes 4\" data-bbox="868 835 948 858"/>



Scan this code with your smart device to learn more about Arctic mini-splits.





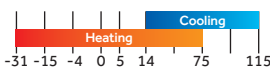
Mid-Static Ducted Systems

Specifications

Compressor Type:
DC Inverter Driven Rotary

Voltage/Cycle/Phase:
208-230/60/1

Operating Range (°F):



	09EHYM	12EHYM	18EHYM	
Outdoor	1U09EH2VHE	1U12EH2VHE	1U18EH2VHE	
UPC	0-84691-85903-1	0-84691-85904-8	0-84691-85905-5	
Indoor	USYM09UCDSA	USYM12UCDSA	USYM18UCDSA	
UPC	0-84691-85155-4	0-84691-85156-1	0-84691-85157-8	
Cooling	Rated Capacity Btu/hr	9,000	12,000	18,000
	Capacity Range Btu/hr	3,100 - 12,000	3,100 - 13,600	6,500 - 23,200
	Rated Power Input W	710	950	1,560
	SEER/EER	21/12.5	20/12.5	19/11.5
	Moisture Removal Pt./hr	2.50	3.20	3.80
Heating	Heating Capacity Range Btu/hr	3,100 - 18,000	3,100 - 21,000	5,100 - 24,000
	Rated Heating Capacity 47°F Btu/hr	10,000	14,500	20,000
	COP	2.95	3.3	3.5
	Max. Heating Capacity 5°F Btu/hr	10,000	12,000	19,000
	Max. Heating Capacity -22°F Btu/hr	5,000	6,000	13,000
	Rated Power Input W	910	1,500	1,900
Outdoor Unit	HSPF	11.0	10.5	10.0
	Maximum Fuse Size A	15	20	30
	Minimum Circuit Amp A	13	14	20
	Outdoor Noise Level dB	54	54	52
	Dimension: Height in (mm)	27 1/2 (697)	27 1/2 (697)	30 (762)
	Dimension: Width in (mm)	35 (890)	35 (890)	36 1/4 (920)
	Dimension: Depth in (mm)	13 7/8 (353)	13 7/8 (353)	15 1/8 (385)
Weight Ship/Net - lbs (kg)	115.5/98.3 (52.4/44.6)	124.8/107.6 (56.6/48.8)	154.3/133.4 (70/60.5)	
Indoor Unit	Airflow CFM (Turbo/High/Med/Low/Quiet)	424/353/294/235/176	494/424/353/294/235	735/635/541/470/400
	Indoor Sound Level dB (Turbo/High/Med/Low/Quiet)	44/41/38/35/32	47/44/41/38/35	48/45/42/39/36
	Drain Pipe Size O.D in	1 1/4	1 1/4	1 1/4
	Dimension: Height in (mm)	9.7 (248)	9.7 (248)	9.7 (248)
	Dimension: Width in (mm)	27.5 (700)	27.5 (700)	43.3 (1100)
	Dimension: Depth in (mm)	27.5 (700)	27.5 (700)	27.5 (700)
	Weight Ship/Net - lbs (kg)	90.4/63.1 (41/28.6)	90.4/63.1 (41/28.6)	121.3/89.3 (55/40.5)
	Max. External Static Pressure in.W.G (Pa)	0.6 (150)	0.6 (150)	0.6 (150)
	Condensate Pump	Standard	Standard	Standard
	Max. Drain-lift height in (mm)	39 (1000)	39 (1000)	39 (1000)
Refrigerant Lines	Connections	Flare	Flare	Flare
	Liquid O.D. in	1/4	1/4	1/4
	Suction O.D. in	3/8 (Use 1/2 x 3/8 adapter shipped with outdoor unit)	3/8 (Use 1/2 x 3/8 adapter shipped with outdoor unit)	1/2
	Factory Charge Oz	56.8	62.1	82.9
	Maximum Line Length Ft / m	50/15	50/15	83/25
Maximum Height Ft / m	33/10	33/10	50/15	

*The Next Gen Arctic Series will continuously operate at -31°F(-35°C).






Next Gen Arctic Series

Single Zone Systems



Our premier Arctic Series inverter heat pumps can effectively reduce your energy costs while maintaining an ideal comfort level. The integration of Haier HeatPlus technology provides exceptional year-round comfort with 100% rated heating capacity at 5°F and comfortably warm air down to -31°F.

Key Features

- | | |
|---|---|
|  <p>A-PAM DC INVERTER
Latest high efficiency DC inverter technology</p> |  <p>-31°F HEATING
Low ambient heating down to -31°F (-35°C).</p> |
|  <p>BASE PAN HEATER
Prevents condensate water from accumulating in the outdoor unit in extremely cold temperatures</p> |  <p>100% HEATING AT 5°F (-15°C)
Provides 100% heating at low ambient 5°F (-15°C)</p> |
|  <p>ULTRA QUIET
Operating noise levels as low as 20dB(A)</p> |  <p>AIRFLOW DIRECTION CONTROL
Allows user to select preferred airflow direction</p> |
|  <p>WARM START
Ensures the fan will not blow cold air during heating mode startup</p> |  <p>BLUE FIN
A hydrophilic aluminum fin, ensures condensing water flows smoothly</p> |
|  <p>TURBO MODE
Cools or heats the room quickly</p> |  <p>ROOM TEMPERATURE DISPLAY
Easy-to-read dual seven segment display on the front panel</p> |



Scan this code with your smart device to learn more about Arctic mini-splits.





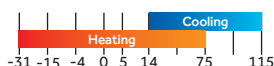
Console Systems

Specifications

Compressor Type:
DC Inverter Driven Rotary

Voltage/Cycle/Phase:
208-230/60/1

Operating Range (°F):



	09EHYF	12EHYF	18EHYF
Outdoor	1U09EH2VHE	1U12EH2VHE	1U18EH2VHE
UPC	0-84691-85903-1	0-84691-85904-8	0-84691-85905-5
Indoor	USYF09UCDWA	USYF12UCDWA	USYF18UCDWA
UPC	0-84691-85152-3	0-84691-85153-0	0-84691-85154-7
Cooling			
Rated Capacity Btu/hr	9,000	11,500	14,800
Capacity Range Btu/hr	3,100 - 12,000	3,100 - 13,600	6,500 - 18,000
Rated Power Input W	810	910	1,470
SEER/EER	20/11.0	20/12.5	18/10.0
Moisture Removal Pt./hr	2.50	3.20	3.80
Heating			
Heating Capacity Range Btu/hr	3,100 - 18,000	3,100 - 21,000	5,100 - 20,000
Rated Heating Capacity 47°F Btu/hr	10,000	12,500	17,800
COP	2.46	2.86	2.18
Max. Heating Capacity 5°F Btu/hr	9,000	10,000	15,000
Max. Heating Capacity -22°F Btu/hr	4,000	4,000	9,000
Rated Power Input W	1,010	1,480	2,400
HSPF	10.0	10.0	9.0
Outdoor Unit			
Maximum Fuse Size A	15	20	30
Minimum Circuit Amp A	13	14	20
Outdoor Noise Level dB	54	54	52
Dimension: Height in (mm)	27 1/2 (697)	27 1/2 (697)	30 (762)
Dimension: Width in (mm)	35 (890)	35 (890)	36 1/4 (920)
Dimension: Depth in (mm)	13 7/8 (353)	13 7/8 (353)	15 1/8 (385)
Weight Ship/Net - lbs (kg)	115.5/98.3 (52.4/44.6)	124.8/107.6 (56.6/48.8)	154.3/133.4 (70/60.5)
Indoor Unit			
Airflow CFM (Turbo/High/Med/Low/Quiet)	264/235/205/176/147	294/264/235/205/176	341/311/282/252/223
Indoor Sound Level dB (Turbo/High/Med/Low/Quiet)	40/36/32/25/20	42/38/34/26/21	46/42/37/33/28
Drain Pipe Size O.D in	5/8	5/8	5/8
Dimension: Height in (mm)	23.6 (600)	23.6 (600)	23.6 (600)
Dimension: Width in (mm)	27.5 (700)	27.5 (700)	27.5 (700)
Dimension: Depth in (mm)	8.3 (210)	8.3 (210)	8.3 (210)
Weight Ship/Net - lbs (kg)	43.4/36.4 (19.7/16.5)	43.4/36.4 (19.7/16.5)	43.4/36.4 (19.7/16.5)
Refrigerant Lines			
Connections	Flare	Flare	Flare
Liquid O.D. in	1/4	1/4	1/4
Suction O.D. in	3/8 (Use 1/2 x 3/8 adapter shipped with outdoor unit)	3/8 (Use 1/2 x 3/8 adapter shipped with outdoor unit)	1/2
Factory Charge Oz	56.8	62.1	82.9
Maximum Line Length Ft / m	50/15	50/15	83/25
Maximum Height Ft / m	33/10	33/10	50/15

*The Next Gen Arctic Series will continuously operate at -31°F (-35°C).

Next Gen Arctic Series

Single Zone Systems



Our premier Arctic Series inverter heat pumps can effectively reduce your energy costs while maintaining an ideal comfort level. The integration of Haier HeatPlus technology provides exceptional year-round comfort with 100% rated heating capacity at 5°F and comfortably warm air down to -31°F.

Key Features

- | | |
|---|---|
| <p>DC INVERTER</p> <p>A-PAM DC INVERTER
Latest high efficiency DC inverter technology</p> | <p>-31°F HEATING</p> <p>Low ambient heating down to -31°F (-35°C).</p> |
| <p>BASE PAN HEATER</p> <p>Prevents condensate water from accumulating in the outdoor unit in extremely cold temperatures</p> | <p>100% HEATING AT 5°F (-15°C)</p> <p>Provides 100% heating at low ambient 5°F (-15°C)</p> |
| <p>CONDENSATE PUMP</p> <p>Built-in condensate pump included standard</p> | <p>FRESH AIR</p> <p>Unit design includes 4" round fresh air knock-out</p> |
| <p>QUIET MODE</p> <p>Minimizes indoor noise while maintaining comfort levels</p> | <p>BLUE FIN</p> <p>A hydrophilic aluminum fin, ensures condensing water flows smoothly</p> |
| <p>WARM START</p> <p>Ensures the fan will not blow cold air during heating mode startup</p> | <p>TURBO MODE</p> <p>Cools or heats the room quickly</p> |



Scan this code with your smart device to learn more about Arctic mini-splits.



NextGen
Arctic
SERIES

Compact Cassette Systems

Specifications

Compressor Type:
DC Inverter Driven Rotary

Voltage/Cycle/Phase:
208-230/60/1

Operating Range (°F):



	09EHAB	12EHAB	18EHAB
Outdoor	1U09EH2VHE	1U12EH2VHE	1U18EH2VHE
UPC	0-84691-85903-1	0-84691-85904-8	0-84691-85905-5
Indoor	AB09SC2VHA	AB12SC2VHA	AB18SC2VHA
UPC	6-88057-40546-9	6-88057-40547-6	6-88057-40548-3
Cooling			
Rated Capacity Btu/hr	9,000	12,000	17,000
Capacity Range Btu/hr	3,100 - 12,000	3,100 - 13,600	6,500 - 20,000
Rated Power Input W	850	950	1,600
SEER/EER	20/10.5	20/12.5	16/10.5
Moisture Removal Pt./hr	2.50	3.20	3.80
Heating			
Heating Capacity Range Btu/hr	3,100 - 18,000	3,100 - 21,000	5,100 - 22,000
Rated Heating Capacity 47°F Btu/hr	10,000	13,000	18,000
COP	2.97	2.64	2.23
Max. Heating Capacity 5°F Btu/hr	9,000	11,000	17,000
Max. Heating Capacity -22°F Btu/hr	4,000	5,000	11,000
Rated Power Input W	1,100	1,460	2,300
HSPF	9.0	10.0	9.0
Outdoor Unit			
Maximum Fuse Size A	15	20	30
Minimum Circuit Amp A	13	14	20
Outdoor Noise Level dB	54	54	52
Dimension: Height in (mm)	27 1/2 (697)	27 1/2 (697)	30 (762)
Dimension: Width in (mm)	35 (890)	35 (890)	36 1/4 (920)
Dimension: Depth in (mm)	13 7/8 (353)	13 7/8 (353)	15 1/8 (385)
Weight Ship/Net - lbs (kg)	115.5/98.3 (52.4/44.6)	124.8/107.6 (56.6/48.8)	154.3/133.4 (70/60.5)
Indoor Unit			
Airflow CFM (Turbo/High/Med/Low/Quiet)	410/365/305/265/205	410/365/305/265/205	470/410/365/295/252
Indoor Sound Level dB (Turbo/High/Med/Low/Quiet)	43/40/37/34/31	45/42/39/36/33	45/42/39/36/33
Drain Pipe Size O.D in	1 1/4	1 1/4	1 1/4
Dimension: Height in (mm)	10 1/4 (260)	10 1/4 (260)	10 1/4 (260)
Dimension: Width in (mm)	22 7/16 (570)	22 7/16 (570)	22 7/16 (570)
Dimension: Depth in (mm)	22 7/16 (570)	22 7/16 (570)	22 7/16 (570)
Weight Ship/Net - lbs (kg)	43.9/34 (19.9/15.4)	48.5/40.8 (22/18.5)	48.5/40.8 (22/18.5)
Condensate Pump	Standard	Standard	Standard
Max. Drain-Lift height in (mm)	27 9/16 (700)	27 9/16 (700)	27 9/16 (700)
Grille Model (Sold Separately)			
Model Number	PB-700KB	PB-700KB	PB-700KB
Dimension: Height in (mm)	2 3/8 (60)	2 3/8 (60)	2 3/8 (60)
Dimension: Width in (mm)	27 9/16 (700)	27 9/16 (700)	27 9/16 (700)
Dimension: Depth in (mm)	27 9/16 (700)	27 9/16 (700)	27 9/16 (700)
Weight Ship/Net - lbs (kg)	10.6/6.2 (4.8/2.8)	10.6/6.2 (4.8/2.8)	10.6/6.2 (4.8/2.8)
Refrigerant Lines			
Connections	Flare	Flare	Flare
Liquid O.D. in	1/4	1/4	1/4
Suction O.D. in	3/8 (Use 1/2 x 3/8 adapter shipped with outdoor unit)	3/8 (Use 1/2 x 3/8 adapter shipped with outdoor unit)	1/2
Factory Charge Oz	56.8	62.1	82.9
Maximum Line Length Ft / m	50/15	50/15	83/25
Maximum Height Ft / m	33/10	33/10	50/15

*The Next Gen Arctic Series will continuously operate at -31°F(-35°C).



FlexFit Pro Series

Single Zone Systems



FlexFit Pro
SERIES

Our larger capacity system allows optimal configurations of ductless indoor and outdoor units up to 17 SEER. Designed with cost-effectiveness in mind, Haier FlexFit ductless systems provide a solution to the most demanding comfort needs.

Key Features



A-PAM DC INVERTER
Latest high efficiency DC inverter technology



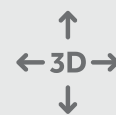
AUTO LOUVER
Adjusts airflow upward when cooling, or downward when heating



-4°F HEATING
Low ambient heating down to -4°F (-20°C)



WARM START
Ensures the fan will not blow cold air during heating mode startup



3-D AIR FLOW
Delivers air vertically and horizontally for even distribution throughout the room



TURBO MODE
Cools or heats the room quickly



BLUE FIN
A hydrophilic aluminum fin, ensures condensing water flows smoothly



QUIET MODE
Minimizes indoor noise while maintaining comfort levels



60+ FT LONG DISTANCE AIR SUPPLY
Optimized fan motor and blower design enables up to 60 feet of air flow



CHILD LOCK
Prevents unintended and unsupervised use



EASY INSTALLATION CLIP
Built-in bracket allows more room to install and service



2-WAY PIPING DRAIN
Right or left side drain configuration simplifies installation



OPTIONAL WIRED REMOTE CONTROLLER
Attractive wall-mounted unit is easy to use and features a large LCD display.



SELF-DIAGNOSIS
A PCB simplifies service and maintenance by displaying important operating parameters.

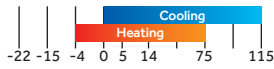
FlexFit Pro SERIES

Specifications

Compressor Type:
DC Inverter Driven Rotary

Voltage/Cycle/Phase:
208-230/60/1

Operating Range (°F):



WiFi
Compatible with
WiFi Adapter (QAWF01A)

	Highwall		High Static Duct			Large Cassette			
Outdoor Unit	1U24LP2VHA	1U36LP2VHA	1U24LP2VHA	1U36LP2VHA	1U48LP2VHA	1U24LP2VHA	1U36LP2VHA	1U48LP2VHA	
UPC	6-88057-40802-6	6-88057-40803-3	6-88057-40802-6	6-88057-40803-3	6-88057-40805-7	6-88057-40802-6	6-88057-40803-3	6-88057-40805-7	
Indoor Unit	AW24LP2VHA	AW36LP2VHA	AM24LP2VHA	AM36LP2VHA	AM48LP2VHA	AL24LP2VHA	AL36LP2VHA	AL48LP2VHA	
UPC	6-88057-40806-4	6-88057-40807-1	6-88057-40808-8	6-88057-40809-5	6-88057-40811-8	6-88057-40812-5	6-88057-40813-2	6-88057-40815-6	
Cooling	Rated Capacity Btu/hr	24,000	35,000	24,000	35,000	45,000	24,000	35,000	45,000
	Capacity Range Btu/hr	6,800 - 30,700	8,500 - 37,500	6,800 - 30,700	8,500 - 37,500	11,900 - 54,500	6,800 - 27,000	8,500 - 37,500	11,900 - 52,800
	Rated Power Input W	2,182	3,500	2,182	3,500	4,476	2,087	3,500	4,286
	SEER/EER	17/10	17/8.6	17/11	17/10	16.9/10	17/11.5	17/10	17/10.5
	Moisture Removal Pt./hr	4.1	5.1	5.1	6.8	11.0	5.1	6.3	11.0
Heating	Heating Capacity Range Btu/hr	6,800 - 34,100	8,500 - 41,000	6,800 - 34,100	8,500 - 41,000	13,600 - 64,800	6,800 - 30,500	8,500 - 38,500	13,600 - 61,000
	Rated Heating Capacity Btu/hr	27,000	37,000	26,500	37,500	52,000	27,300	36,500	49,000
	COP	3.2	3.2	3.2	3.2	3.2	3.2	3.2	3.2
	Rated Power Input W	2,700	3,700	2,089	3,283	4,407	2,281	3,253	4,533
Outdoor Unit	HSPF	10.0	10.0	11.0	10.5	10.0	10.0	10.3	10.5
	Maximum Fuse Size A	25	30	25	30	40	25	30	40
	Minimum Circuit Amp A	21	26	21	26	35	21	26	35
	Outdoor Noise Level dB	47	52	47	52	53	47	52	53
	Dimension: Height in (mm)	38 (965)	38 (965)	38 (965)	38 (965)	53 1/8 (1350)	38 (965)	38 (965)	53 1/8 (1350)
	Dimension: Width in (mm)	37 3/8 (950)	37 3/8 (950)	37 3/8 (950)	37 3/8 (950)	37 3/8 (950)	37 3/8 (950)	37 3/8 (950)	37 3/8 (950)
	Dimension: Depth in (mm)	14 5/8 (370)	14 5/8 (370)	14 5/8 (370)	14 5/8 (370)	14 5/8 (370)	14 5/8 (370)	14 5/8 (370)	14 5/8 (370)
Weight Ship/Net - lbs (kg)	202.8/176.4 (92/80)	207.2/180.7 (94/82)	202.8/176.4 (92/80)	207.2/180.7 (94/82)	260.1/231.5 (118/105)	202.8/176.4 (92/80)	207.2/180.7 (94/82)	260.1/231.5 (118/105)	
Indoor Unit	Indoor Sound dB (Turbo/High/Med/Low/Quiet)	49/47/42/36/34	50/48/44/38/36	40/38/35/32/29	34/32/28/25/23	42/41/36/33/31	38/36/33/29/26	47/45/42/38/34	42/41/36/33/31
	Airflow CFM (Turbo/High/Med/Low/Quiet)	710/650/560/440/410	720/660/570/450/420	950/950/860/760/700	1000/980/900/840/790	1210/1180/1070/990/940	600/550/430/360/310	700/650/550/450/400	800/750/650/550/450
	Dimension: Height in (mm)	13 1/4 (336)	14 3/8 (365)	9 7/8 (250)	9 7/8 (250)	9 7/8 (250)	9 5/8 (246)	9 5/8 (246)	11 3/8 (288)
	Dimension: Width in (mm)	43 7/8 (1115)	51 13/16 (1316)	37 5/8 (957)	59 (1500)	59 (1500)	33 1/8 (840)	33 1/8 (840)	33 1/8 (840)
	Dimension: Depth in (mm)	9 9/16 (243)	10 7/8 (275)	25 3/4 (655)	28 3/8 (720)	28 3/8 (720)	33 1/8 (840)	33 1/8 (840)	33 1/8 (840)
	Max. Ext. Static in.W.G (Pa)	NA	NA	0.6(150)	0.6(150)	0.6(150)	NA	NA	NA
	Drainpipe Size O.D. in	NA	NA	1 1/4	1 1/4	1 1/4	1	1	1
	Internal Condensate Pump	NA	NA	Standard	Standard	Standard	Standard	Standard	Standard
	Max. Drain-Lift in (mm)	NA	NA	27 9/16 (700)	27 9/16 (700)	27 9/16 (700)	39 3/8 (1000)	39 3/8 (1000)	39 3/8 (1000)
	Grille Model	NA	NA	NA	NA	NA	PB-950KB	PB-950KB	PB-950KB
	Grille Size: H×W×D in (mm)	NA	NA	NA	NA	NA	2 × 37 3/8 × 37 3/8 (50×950×950)	2 × 37 3/8 × 37 3/8 (50×950×950)	2 × 37 3/8 × 37 3/8 (50×950×950)
	Weight Ship/Net - lbs (kg)	45.4/37.5 (20.6/17)	55.1/46.3 (25.5/21)	81.1/68.8 (36.8/31.2)	130.1/121.3 (59/55)	132.3/114.6 (60/52)	79.4/68.3 (36/31)	79.4/68.3 (36/31)	83.8/70.5 (38/32)
	Refrigerant Lines	Connections	Flare	Flare	Flare	Flare	Flare	Flare	Flare
Liquid/Suction O.D. in		3/8 5/8	3/8 5/8	3/8 5/8	3/8 5/8	3/8 5/8	3/8 5/8	3/8 5/8	
Factory Charge Oz		88	88	88	88	131	88	88	
Maximum Line Length Ft / m		165/50	165/50	165/50	165/50	230/75	165/50	165/50	
Maximum Height Ft / m		100/30	100/30	100/30	100/30	100/30	100/30	100/30	

Side-Discharge Air Conditioner



Side-Discharge Air Conditioner

Specifications

115V


Voltage/Cycle/Phase:

12K: 115/60/1

18K - 48K: 208-230/60/1



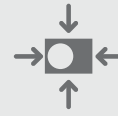
Operating Range (°F):



		12k	
	Outdoor Unit	UUC112WCDA ¹	
	UPC	0-84691-85479-1	
Cooling	Rated Capacity Btu/hr	12,000	
	SEER/EER	14/12	
Outdoor Unit	Maximum Fuse Size A	15	
	Minimum Circuit Amp A	11	
	Outdoor Noise Level dB	52	
	Fan Speed RPM	820	
	Outdoor Airflow CFM	1220	
	Compressor Type	Rotary	
	Dimension: H in. (mm)	21.9 (555)	
	Dimension: W in. (mm)	33.5 (850)	
	Dimension: D in. (mm)	13.6 (345)	
	ShipDimension: H in. (mm)	24.5 (622)	
	ShipDimension: W in. (mm)	36.0 (915)	
	ShipDimension: D in. (mm)	15.0 (380)	
AHRI Matching Indoor Coil	Aspen Model	C(A,C,E)24A24+TDR	
	ADP Model	-	
	CFM with rated coils	445	
Refrigerant Lines	Liquid Suction O.D. in	1/4 1/2	
	Refrigerant	R410A	
	Factory Charge lbs	4.2	
	Maximum Line Length Ft / m	82/25	
	Maximum Height Ft / m	33/10	

The perfect choice for contractors working in the highly-competitive add-on and replacement market. The copper tube and aluminum fin coil, a high efficiency fan, and reliable rotary compressor deliver quiet, continuous comfort all summer long. Its low profile is ideal for rooftops or under decks, and fits perfectly in tight spaces such as multi-family apartments, condominium balconies, dormitories, or retail spaces. The draw-through fan also makes stacking units a breeze. Best of all, the 24 VAC control system means effortless wiring to just about every air handler or furnace and cooling coil combination in the industry!

Key Features



COMPACT SIZE
The side-discharge configuration is perfect for installation in limited space.



LIGHT WEIGHT
Easier contractor equipment transportation and installation.



QUIET OPERATION
Sound-dampening features produce operation at noise levels as low as 52dB.



24 VAC SYSTEM
Compatible with many 24VAC thermostats

208-230V



	18k		24k		30k		36k		48k
	UUC118WCDA ²	UUC118WCDBA	UUC124WCDA ²	UUC124WCDBA	UUC130WCDA ²	UUC130WCDBA	UUC136WCDA ²	UUC136WCDBA	UUC148WCDA ²
	0-84691-85480-7	0-84691-86338-0	0-84691-85481-4	0-84691-86339-7	0-84691-85483-8	0-84691-86340-3	0-84691-85484-5	0-84691-86341-0	0-84691-85486-9
	17,500	18,000	23,500	24,000	30,000	30,000	34,000	35,000	46,000
	14.5/12	14.2/12.2	14.5/12	14.5/12.2	14.5/12	14.5/12.2	14.5/12	14.2/12.2	14/11.7
	15	15	15	15	20	20	25	25	40
	10	10	12	11.4	14	14	16	16	26
	55	55	58	59	58	59	58	59	60
	890	890	880	880	880	880	890	900	900
	2012	2012	2492	2492	2324	2324	2300	2300	2600
	Rotary	Rotary	Rotary	Rotary	Rotary	Rotary	Rotary	Rotary	Scroll
	27.6 (702)	27.6 (702)	31.9 (810)	31.9 (810)	31.9 (810)	31.9 (810)	31.9 (810)	31.9 (810)	34.25 (870)
	36.0 (914)	36.0 (914)	40.0 (1015)	40 (1015)	40.0 (1015)	40 (1015)	40.0 (1015)	40 (1015)	43.31 (1100)
	15.0 (382)	15.0 (382)	17.5 (445)	17.5 (445)	17.5 (445)	17.5 (445)	17.5 (445)	17.5 (445)	20.79 (528)
	30.8 (782)	30.8 (782)	38.4 (975)	38.4 (975)	38.4 (975)	38.4 (975)	38.4 (975)	38.4 (975)	40.6 (1030)
	38.4 (975)	38.4 (975)	42.3 (1075)	42.3 (1075)	42.3 (1075)	42.3 (1075)	42.3 (1075)	42.3 (1075)	45.0 (1145)
	16.5 (420)	16.5 (420)	19.5 (495)	19.5 (495)	19.5 (495)	19.5 (495)	19.5 (495)	19.5 (495)	21.5 (545)
	106/117 (48/53)	106/117 (48/53)	141/152 (64/69)	141/152 (64/69)	143/154 (65/70)	143/154 (65/70)	145/156 (66/71)	145/156 (66/71)	218/238 (99/108)
	C(A,C,E)24B44+TDR	-	C(A,C,E)24B44+TDR	-	C(A,C,E)36B44+TDR	-	C(A,C,E)48C34+TDR	-	C(A,C,E)48C34+TDR
	-	HE81(6,9)36+TDR	-	HE81(6,9)36+TDR	-	HE81(6,9)36+TDR	-	HE35(6,9)48+TDR	-
	620	650	727	780	1050	1080	1025	1150	1325
	1/4 1/2	1/4 1/2	3/8 5/8	3/8 5/8	3/8 3/4	3/8 3/4	3/8 3/4	3/8 3/4	3/8 3/4
	R410A	R410A	R410A	R410A	R410A	R410A	R410A	R410A	R410A
	4.7	5.1	6.1	6.3	7.3	7.5	7.3	7.7	8.8
	82/25	82/25	82/25	82/25	82/25	82/25	82/25	82/25	98/30
	33/10	33/10	33/10	33/10	33/10	33/10	33/10	33/10	50/15

¹Federal law allows the unit to be installed only in AK, CO, CT, ID, IL, IA, IN, KS, MA, ME, MI, MN, MO, MT, ND, NE, NH, NJ, NY, OH, OR, PA, RI, SD, UT, VT, WA, WV, WI, WY, and U.S. territories.

²Federal law allows the unit to be installed only in AK, AL, AR, CO, CT, DC, DE, FL, GA, HI, ID, IL, IA, IN, KS, KY, LA, MA, ME, MD, MI, MN, MO, MS, MT, NC, ND, NE, NH, NJ, NY, OH, OK, OR, PA, RI, SC, SD, TN, TX, UT, VA, VT, WA, WV, WI, WY, AND U.S. territories

Multi-Zone Solutions

Matching one outdoor unit with a variety of multiple indoor units provides contractors unprecedented application flexibility.

Series	Outdoor	Capacity					Standard Controller	Optional Controller
		7K	9K	12K	18K	24K		
Arctic Multi (Page 28)	 2U20EH2 (2 Zone)	 AW07EH   AW07LC 	 AW09EH   AW09LC 	 AW12EH   AW12LC 	 AW18EH   AW18LC 	 AW24LC 	 WJ01X24721*	QACT17A** YR-E16B** YR-E17**
	 3U24EH2 (3 Zone)	 AD07SL	 AD09SL  USYM09U 	 AD12SL  USYM12U 	 AW18SL  USYM18U 	 AM24LP  USYM24U 	 YR-E17 Wired controller must be purchased separately	QACT17A YR-E16B YR-E17
	 4U36EH2 (4 Zone)	 AB09SC  USYF09U 	 AB12SC  USYF12U 	 AB18SC  USYF18U 	 AL24LP	 WJ01X24721*	QACT17A YR-E16B YR-E17	
FlexFit Multi (Page 29)	 2U18MS2 (2 Zone)	 AW07LC 	 AW09LC 	 AW12LC 	 AW18LC 	 AW24LC 	 WJ01X24721*	QACT17A** YR-E16B** YR-E17**
	 3U24MS2 (2-3 Zone)	 AD07SL	 AD09SL  USYM09U 	 AD12SL  USYM12U 	 AW18SL  USYM18U 	 AM24LP  USYM24U 	 YR-E17 Wired controller must be purchased separately	QACT17A YR-E16B YR-E17
	 4U36MS2 (2-4 Zone)	 AB09SC  USYF09U 	 AB12SC  USYF12U 	 AB18SC  USYF18U 	 AL24LP	 WJ01X24721*	QACT17A YR-E16B YR-E17	

 Built-In WiFi

 Compatible with WiFi Adapter (QAWF01A)


*Remote controller WJ01X24721 and WJ26X27153 are shipped with indoor unit.
 ** Requires WK-B adapter.





Proper sizing and installation of equipment is critical to achieve optimal performance. Split system air conditioners and heat pumps must be matched with appropriate coil components to meet **ENERGY STAR**® Criteria. Ask your contractor for details or visit www.energystar.gov.

Multi-Zone Matching Chart

2U18MS2VHB 2U20EH2VHA


Zones	Combinations		Total System Capacity
	Unit A	Unit B	
TWO ZONES	7K	7K	14K
 Unit A Unit B	7K	9K	16K
	9K	9K	18K
	7K	12K	19K
	9K	12K	21K
	12K	12K	24K

3U24MS2VHB 3U24EH2VHA

Zones	Combinations			Total System Capacity
	Unit A	Unit B	Unit C	
TWO ZONE	—	7K	7K	14K
 Unit B Unit C	—	7K	9K	16K
	—	9K	9K	18K
	—	7K	12K	19K
	—	9K	12K	21K
	—	12K	12K	24K
	—	7K	18K	25K
	—	9K	18K	27K
	—	12K	18K	30K
	THREE ZONE	7K	7K	7K
 Unit A Unit B Unit C	7K	7K	9K	23K
	7K	9K	9K	25K
	7K	7K	12K	26K
	9K	9K	9K	27K
	7K	9K	12K	28K
	9K	9K	12K	30K
	7K	12K	12K	31K*
	7K	7K	18K	32K*
9K	12K	12K	33K*	

* All indoor units must be FlexFit models

4U36MS2VHB 4U36EH2VHA

Zones	Combinations				Total System Capacity
	Unit A	Unit B	Unit C	Unit D	
TWO ZONE	—	—	9K	18K	27K
 Unit C Unit D	—	—	12K	18K	30K
	—	—	7K	24K	31K
	—	—	9K	24K	33K
	—	—	12K	24K	36K
	—	—	18K	18K	36K
	—	—	24K	18K	42K
	—	—	24K	24K	48K*
	—	9K	9K	9K	27K
	—	7K	9K	12K	28K
	—	9K	9K	12K	30K
	—	7K	12K	12K	31K
	—	7K	7K	18K	32K
	—	9K	12K	12K	33K
	—	7K	9K	18K	34K
	—	9K	9K	18K	36K
	—	12K	12K	12K	36K
	—	7K	12K	18K	37K
	—	9K	12K	18K	39K
	—	7K	9K	24K	40K
	—	9K	9K	24K	42K
	—	12K	12K	18K	42K
	—	7K	12K	24K	43K
	—	9K	12K	24K	45K
	—	12K	12K	24K	48K*
—	9K	18K	18K	45K*	
—	12K	18K	18K	48K*	
7K	7K	7K	7K	28K	
7K	7K	7K	9K	30K	
7K	7K	9K	9K	32K	
7K	7K	7K	12K	33K	
7K	9K	9K	9K	34K	
7K	7K	9K	12K	35K	
9K	9K	9K	9K	36K	
7K	9K	9K	12K	37K	
7K	7K	12K	12K	38K	
7K	7K	7K	18K	39K	
9K	9K	9K	12K	39K	
7K	9K	12K	12K	40K	
7K	7K	9K	18K	41K	
9K	9K	12K	12K	42K	
7K	9K	9K	18K	43K	
7K	12K	12K	12K	43K	
7K	7K	12K	18K	44K	
7K	7K	7K	24K	45K	
9K	9K	9K	18K	45K	
9K	12K	12K	12K	45K	
7K	7K	9K	24K	47K*	
9K	9K	12K	18K	48K*	
12K	12K	12K	12K	48K*	

THREE ZONE



Unit B

Unit C

Unit D

FOUR ZONE



Unit A

Unit B

Unit C

Unit D

* All indoor units must be FlexFit models



Multi-Zone Systems

Arctic features, benefits, and performance, available now for multi-zone applications.

With the integration of Haier Heat Plus technology, the Arctic Series provides an exceptional experience for year-round comfort. The system is capable of providing 100% rated heating capacity at 5°F and toasty warm air at -15°F.

Specifications

Compressor Type:
DC Inverter Driven Rotary

Voltage/Cycle/Phase:
208-230/60/1

Operating Range (°F):



2 Zones



3 Zones



4 Zones



Outdoor Units		2U20EH2VHA	3U24EH2VHA	4U36EH2VHA
	UPC	0-84691-83464-9	0-84691-83463-2	0-84691-85168-4
Cooling Non-Ducted	Rated Capacity Btu/hr	18,100	22,000	34,000
	Capacity Range Btu/hr	7,000 - 20,000	6,000 - 23,600	6,000 - 38,000
	Rated Power Input W	1,448	1,760	2,740
	SEER/EER	17/12.5	18.5/12.5	20/12.5
Cooling Ducted	Rated Capacity Btu/hr	18,100	21,000	34,400
	Capacity Range Btu/hr	6,000 - 19,000	6,000 - 22,300	6,000 - 37,000
	Rated Power Input W	1,724	2,000	2,740
	SEER/EER	15/10.5	15/10.5	17/10
Heating Non-Ducted	Heating Capacity Range Btu/hr	8,000 - 23,000	8,000 - 30,600	8,000 - 39,000
	Rated Heating Capacity 47°F Btu/hr	20,000	24,000	36,000
	COP	3.7	4.2	3.8
	Rated Heating Capacity 17°F Btu/hr	14,000	16,000	22,000
	Max. Heating Capacity 5°F Btu/hr	23,500	24,000	36,000
	Max. Heating Capacity -15°F Btu/hr	17,250	18,000	25,700
	Rated Power Input W	1,504	1,572	2,710
	HSPF	10.5	10.5	10.5
Heating Ducted	COP @ 5°F	2.0	2.0	2.0
	Heating Capacity Range Btu/hr	8,000 - 21,000	8,000 - 28,600	8,000 - 39,000
	Rated Heating Capacity 47°F Btu/hr	20,000	22,000	35,000
	COP	3.0	3.1	3.6
	Rated Heating Capacity 17°F Btu/hr	14,000	16,000	22,600
	Max. Heating Capacity 5°F Btu/hr	21,000	23,200	35,000
	Max. Heating Capacity -15°F Btu/hr	16,300	17,100	25,200
	Rated Power Input W	2,255	2,230	2,710
Power Supply	HSPF	9.6	9.3	10.5
	COP @ 5°F	1.9	1.9	1.9
	Wire Size between ID and OD	14/4 AWG Stranded	14/4 AWG Stranded	14/4 AWG Stranded
Outdoor Unit	Maximum Fuse Size A	25	25	40
	Minimum Circuit Amp A	15	16	30
	Base Pan Heater	Standard	Standard	Standard
	Outdoor Fan Speed RPM	300-900	300-900	300-900
	Outdoor Noise Level dB	56	56	55
	Dimension: Height in (mm)	33.1(840)	33.1(840)	38.0(965)
	Dimension: Width in (mm)	37.3(948)	37.3(948)	37.4(950)
	Dimension: Depth in (mm)	13.4(340)	13.4(340)	14.6(370)
Refrigerant Lines	Weight Ship/Net - lbs (kg)	202.3/185.6 (91.7/84.2)	205.9/189.5 (93.4/85.9)	241/221 (109.7/100.6)
	Connectable Indoor unit quantity	2	2 or 3	2, 3 or 4
	Connections	Flare	Flare	Flare
	Liquid O.D. in	1/4 1/4	1/4 1/4 1/4	1/4 1/4 1/4 1/4
	Suction O.D. in	3/8 3/8	3/8 3/8 1/2	3/8 3/8 3/8 1/2
	Factory Charge Oz	99	99	113
	Maximum Line Length Ft / m	164/50	196/60	230/70
	Maximum Height Ft / m	50/15	50/15	50/15
Maximum Line Length for each individual indoor unit Ft / m	82/25	82/25	82/25	

Multi-Zone Systems

3 outdoor units. 14 indoor units. 1,000+ combinations.

Haier FlexFit multi-zone systems can operate from 2 to 4 indoor units simultaneously with individual zone control. With outdoor units able to supply up to 48,000 BTU of heating/cooling capacity, the FlexFit Multi-Zone series gives you freedom like never before.

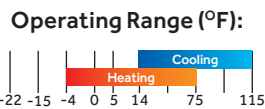
Scan this code with your smart device to learn more about FlexFit multi-zone mini-splits.



Specifications

Compressor Type:
DC Inverter Driven Rotary

Voltage/Cycle/Phase:
208-230/60/1



2 Zones



3 Zones



4 Zones



Outdoor Units		2U18MS2VHB	3U24MS2VHB	4U36MS2VHB
UPC		6-88057-40542-1	6-88057-40543-8	6-88057-40544-5
Cooling Non-Ducted	Rated Capacity Btu/hr	17,400	22,600	34,000
	Capacity Range Btu/hr	4,400 - 19,400	5,000 - 24,500	5,000 - 36,000
	Rated Power Input W	1,650	2,250	3,770
	SEER/EER	16/10.5	18/10	18/9
Cooling Ducted	Rated Capacity Btu/hr	15,000	21,000	31,000
	Capacity Range Btu/hr	4,400 - 19,400	5,000 - 23,000	5,000 - 34,000
	Rated Power Input W	1,760	2,416	3,590
	SEER/EER	16/8.5	16/8.5	16/8.5
Heating Non-Ducted	Heating Capacity Range Btu/hr	6,100 - 22,100	6,100 - 25,500	6,100 - 36,500
	Rated Heating Capacity 47°F Btu/hr	19,200	23,000	34,600
	COP	3.54	3.8	3.8
	Rated Heating Capacity 17°F Btu/hr	13,000	15,000	22,000
	Max. Heating Capacity 17°F Btu/hr	15,000	17,700	24,000
	Max. Heating Capacity -4°F Btu/hr	10,500	13,500	17,600
	Rated Power Input W	1,570	1,700	2,650
	HSPF	9.0	10.0	10.0
Heating Ducted	Heating Capacity Range Btu/hr	6,100 - 22,100	6,100 - 25,000	6,100 - 35,000
	Rated Heating Capacity 47°F Btu/hr	18,000	22,000	33,000
	COP	2.92	2.92	3.22
	Rated Heating Capacity 17°F Btu/hr	10,000	14,000	21,000
	Max. Heating Capacity 17°F Btu/hr	15,000	17,300	23,300
	Max. Heating Capacity -4°F Btu/hr	9,000	11,000	15,600
	Rated Power Input W	1,700	2,100	3,000
HSPF	8.5	8.5	9.0	
Power Supply	Wire Size between ID and OD	14/4 AWG Stranded	14/4 AWG Stranded	14/4 AWG Stranded
	Maximum Fuse Size A	25	25	30
	Minimum Circuit Amp A	15	18	23
Outdoor Unit	Outdoor Fan Speed RPM	300 - 900	300 - 900	300 - 900
	Outdoor Noise Level dB	53	54	56
	Dimension: Height in (mm)	27 1/16 (688)	28 3/4 (730)	33 1/16 (840)
	Dimension: Width in (mm)	31 7/8 (810)	33 7/8 (860)	37 5/16 (948)
	Dimension: Depth in (mm)	11 5/16 (288)	12 1/8 (308)	13 3/8 (340)
	Weight Ship/Net - lbs (kg)	102.5/95.9 (46.5/43.5)	123.4/116.8 (56/53)	191.8/167.5 (87/76)
	Connectable Indoor unit quantity	2	2 or 3	2, 3 or 4
Refrigerant Lines	Connections	Flare	Flare	Flare
	Liquid O.D. in	1/4 1/4	1/4 1/4 1/4	1/4 1/4 1/4 1/4
	Suction O.D. in	3/8 3/8	3/8 3/8 3/8	3/8 3/8 3/8 1/2
	Factory Charge Oz	49.5	74.0	113.0
	Maximum Line Length Ft / m	82/25	82/25	82/25
	Maximum Height Ft / m	50/15	50/15	50/15
Maximum Line Length (each individual indoor unit) Ft / m	100/30	200/60	230/70	

Multi-Zone Indoor Units



Highwall Indoor	AW07EH2VHA	AW09EH2VHA	AW12EH2VHA	AW18EH2VHA
UPC	0-84691-84497-6	6-88057-40690-9	6-88057-40692-3	6-88057-40694-7
Rated Cooling Capacity Btu/hr	7,000	9,000	12,000	19,000
Rated Heating Capacity Btu/hr	10,000	12,000	16,500	20,400
Voltage, Cycle, Phase V/Hz/-	208-230/60/1	208-230/60/1	208-230/60/1	208-230/60/1
Airflow CFM (Turbo/H/M/L/Quiet)	420/360/300/240/180	470/410/350/290/230	440/410/380/311/260	710/650/560/440/410
Indoor Sound dB (Turbo/H/M/L/Quiet)	42/39/37/28/23	42/39/37/28/23	42/39/37/28/23	49/47/42/36/34
Dimension: H x W x D in (mm)	12 1/4 x 35 3/8 x 8 1/4 (310 x 900 x 210)	12 1/4 x 35 3/8 x 8 1/4 (310 x 900 x 210)	12 1/4 x 35 3/8 x 8 1/4 (310 x 900 x 210)	14 3/8 x 43 7/8 x 9 5/8 (336 x 1115 x 243)
Weight Ship/Net - lbs (kg)	30.9/25.3 (14/11.5)	30.9/25.3 (14/11.5)	30.9/25.3 (14/11.5)	45.4/37.5 (20.6/17)
Liquid / Suction O.D. in	1/4 3/8	1/4 3/8	1/4 3/8	1/4 1/2

Compatible with WiFi Adapter (QAWF01A)




Highwall Indoor	AW07LC2VHB	AW09LC2VHB	AW12LC2VHB	AW18LC2VHB	AW24LP2VHA
UPC	6-88057-40706-7	6-88057-40707-4	6-88057-40708-1	6-88057-40709-8	6-88057-40806-4
Rated Cooling Capacity Btu/hr	7,000	9,000	12,000	18,000	22,000
Rated Heating Capacity Btu/hr	8,000	10,000	13,000	19,000	24,000
Voltage, Cycle, Phase V/Hz/-	208-230/60/1	208-230/60/1	208-230/60/1	208-230/60/1	208-230/60/1
Airflow CFM (Turbo/H/M/L/Quiet)	410/350/295/235/205	410/350/295/235/205	440/380/320/265/215	636/530/483/430/383	710/650/560/440/410
Indoor Sound dB (Turbo/H/M/L/Quiet)	43/38/33/26/22	43/38/33/26/22	44/39/34/27/23	48/45/40/35/30	49/47/42/36/34
Dimension: H x W x D in (mm)	11 x 33 5/8 x 8 1/16 (280 x 855 x 204)	11 x 33 5/8 x 8 1/16 (280 x 855 x 204)	11 x 33 5/8 x 8 1/16 (280 x 855 x 204)	12 3/4 x 39 1/4 x 9 1/4 (332 x 997 x 235)	13 1/4 x 43 7/8 x 9 9/16 (336 x 1115 x 243)
Weight Ship/Net - lbs (kg)	26.8/22 (12.2/10)	26.8/22 (12.2/10)	26.8/22 (12.2/10)	35.3/28.6 (16/13)	45.4/37.5 (20.6/17)
Liquid / Suction O.D. in	1/4 3/8	1/4 3/8	1/4 3/8	1/4 1/2	3/8 5/8

Compatible with WiFi Adapter (QAWF01A)



Cassette Indoor	AB09SC2VHA	AB12SC2VHA	AB18SC2VHA	AL24LP2VHA
UPC	6-88057-40546-9	6-88057-40547-6	6-88057-40548-3	6-88057-40812-5
Rated Cooling Capacity Btu/hr	9,000	12,000	18,000	24,200
Rated Heating Capacity Btu/hr	10,000	13,000	19,000	27,300
Voltage, Cycle, Phase V/Hz/-	208-230/60/1	208-230/60/1	208-230/60/1	208-230/60/1
Airflow CFM (Turbo/H/M/L/Quiet)	410/365/305/265/205	410/365/305/265/205	470/410/365/295/252	600/550/430/360/310
Indoor Sound dB (Turbo/H/M/L/Quiet)	43/40/37/34/31	45/42/39/36/33	45/42/39/36/33	38/36/33/29/26
Grille Model	PB-700KB	PB-700KB	PB-700KB	PB-950KB
Chassis Dimension: HxWxD in (mm)	10 1/4 x 22 7/16 x 22 7/16 (260 x 570 x 570)	10 1/4 x 22 7/16 x 22 7/16 (260 x 570 x 570)	10 1/4 x 22 7/16 x 22 7/16 (260 x 570 x 570)	9 5/8 x 33 1/8 x 33 1/8 (246 x 840 x 840)
Grille Dimension: HxWxD in (mm)	2 3/8 x 27 9/16 x 27 9/16 (60 x 700 x 700)	2 3/8 x 27 9/16 x 27 9/16 (60 x 700 x 700)	2 3/8 x 27 9/16 x 27 9/16 (60 x 700 x 700)	2 x 37 3/8 x 37 3/8 (50 x 950 x 950)
Weight Ship/Net - lbs (kg)	43.9/34 (19.9/15.4)	48.5/40.8 (22/18.5)	48.5/40.8 (22/18.5)	79.4/68.3 (36/31)
Liquid / Suction O.D. in	1/4 3/8	1/4 3/8	1/4 1/2	3/8 5/8
Drainpipe Size O.D. in	1 1/4	1 1/4	1 1/4	1
Condensate Pump	Standard	Standard	Standard	Standard
Max. Drain-Lift Height in (mm)	27 9/16 (700)	27 9/16 (700)	27 9/16 (700)	47 1/4 (1200)



Ducted Indoor

	AD07SL2VHB	AD09SL2VHB	AD12SL2VHB	AD18SL2VHB	AM24LP2VHA
UPC	6-88057-40716-6	6-88057-40717-3	6-88057-40718-0	6-88057-40719-7	6-88057-40808-8
Rated Cooling Capacity Btu/hr	7,000	9,000	12,000	18,000	24,000
Rated Heating Capacity Btu/hr	8,000	10,000	13,000	19,000	27,000
Voltage, Cycle, Phase V/Hz/-	208-230/60/1	208-230/60/1	208-230/60/1	208-230/60/1	208-230/60/1
Airflow CFM (Turbo/H/M/L/Quiet)	353/312/270/230/188	353/312/270/230/188	400/353/282/247/218	540/500/447/365/306	950/950/860/760/700
Max. Ext. Static Pressure in. W.G (Pa)	0.16 (40)	0.16 (40)	0.16 (40)	0.16 (40)	0.6 (150)
Indoor Sound dB (Turbo/H/M/L/Quiet)	35/33/29/26/21	35/33/29/26/22	38/35/29/26/23	31/29/23/29/25	40/38/35/32/29
Dimension: HxWxD in (mm)	7.5/16 x 33.7/16 x 16.9/16 (185 x 850 x 420)	7.5/16 x 33.7/16 x 16.9/16 (185 x 850 x 420)	7.5/16 x 33.7/16 x 16.9/16 (185 x 850 x 420)	7.5/16 x 46.1/16 x 16.9/16 (185 x 1170 x 420)	9.7/8 x 37.5/8 x 25.3/4 (250 x 957 x 655)
Weight Ship/Net - lbs (kg)	47.2/36.8 (21.4/16.7)	47.2/36.8 (21.4/16.7)	47.2/36.8 (21.4/16.7)	61.8/48.5 (28/22)	81.1/68.8 (36.8/31.2)
Liquid / Suction O.D. in	1/4 3/8	1/4 3/8	1/4 3/8	1/4 1/2	3/8 5/8
Drainpipe Size O.D. in	1 1/4	1 1/4	1 1/4	1 1/4	1 1/4
Condensate Pump	Standard	Standard	Standard	Standard	Standard
Max. Drain-Lift Height in(mm)	27.9/16 (700)	27.9/16 (700)	27.9/16 (700)	27.9/16 (700)	27.9/16 (700)

Mid-Static Ducted Units

FEATURES & BENEFITS:

- Built-in condensate pump
- Up to 0.6" wg external static
- Compatible with all wired controllers
- Dry contact for auxiliary heat available
- Dry contact for outside air damper available
- Supply air plenum kit available
- MERV filter box kit available



	USYM09UCDSA	USYM12UCDSA	USYM18UCDSA	USYM24UCDSA
UPC	0-84691-85155-4	0-84691-85156-1	0-84691-85157-8	0-84691-85158-5
Rated Cooling Capacity Btu/hr	9,000	12,000	18,000	24,000
Rated Heating Capacity Btu/hr	10,000	13,000	19,000	25,000
Voltage, Cycle, Phase V/Hz/-	208-230/60/1	208-230/60/1	208-230/60/1	208-230/60/1
Airflow (Turbo/High/Med/Low/Quiet) CFM	424/353/294/235/176	494/424/353/294/235	735/635/541/470/400	835/735/635/541/470
Max. External Static Pressure in.W.G (Pa)	0.6 (150)	0.6 (150)	0.6 (150)	0.6 (150)
Indoor Sound Level dB (Turbo/High/Med/Low/Quiet)	44/41/38/35/32	47/44/41/38/35	48/45/42/39/36	50/47/44/41/38
Chassis Dimension: HxWxD in (mm)	9.7 x 27.5 x 27.5 (248 x 700 x 700)	9.7 x 27.5 x 27.5 (248 x 700 x 700)	9.7 x 43.3 x 27.5 (248 x 1100 x 700)	9.7 x 43.3 x 27.5 (248 x 1100 x 700)
Weight Ship/Net - lbs (kg)	90.4/63.1 (41/28.6)	90.4/63.1 (41/28.6)	121.3/89.3 (55/40.5)	121.3/89.3 (55/40.5)
Liquid / Suction O.D. in	1/4 3/8	1/4 3/8	1/4 3/8	3/8 5/8
Drainpipe Size O.D. in	5/8	5/8	5/8	5/8
Condensate Pump	Standard	Standard	Standard	Standard
Max. Drain-Lift height in(mm)	39 (1000)	39 (1000)	39 (1000)	39 (1000)

Note: MSP ducted units do not include controller. A controller must be ordered separately.



Console Units

FEATURES & BENEFITS:

- Mounted on floor or low wall installation
- Quiet operation
- Two-way air supply option



	USYF09UCDWA	USYF12UCDWA	USYF18UCDWA
UPC	0-84691-85152-3	0-84691-85153-0	0-84691-85154-7
Rated Cooling Capacity Btu/hr	9,000	12,000	15,000
Rated Heating Capacity Btu/hr	10,000	13,000	18,000
Voltage, Cycle, Phase V/Hz/-	208-230/60/1	208-230/60/1	208-230/60/1
Airflow (Turbo/High/Med/Low/Quiet) CFM	264/235/205/176/147	294/264/205/176/147	341/311/282/252/223
Indoor Sound Level dB (Turbo/High/Med/Low/Quiet)	40/36/32/25/20	42/38/34/26/21	46/42/37/33/28
Chassis Dimension: HxWxD in (mm)	23.6 x 27.5 x 8.7 (600 x 700 x 220)	23.6 x 27.5 x 8.7 (600 x 700 x 220)	23.6 x 27.5 x 8.7 (600 x 700 x 220)
Weight Ship/Net - lbs (kg)	43.4/36.4 (19.7/16.5)	43.4/36.4 (19.7/16.5)	43.4/36.4 (19.7/16.5)
Liquid / Suction O.D. in	1/4 3/8	1/4 3/8	1/4 1/2
Drainpipe Size O.D. in	5/8	5/8	5/8





The Most Advanced Smart Appliances And Service Company Designed To Make Our Owners' Lives Easier, Provide Peace Of Mind and Enhance Performance.



CONVENIENCE

We make life easier, simplifying everyday activities and chores — whether you're preheating your oven on the way home from soccer practice or using your voice to start your Highwall on the way out the door.

PEACE OF MIND

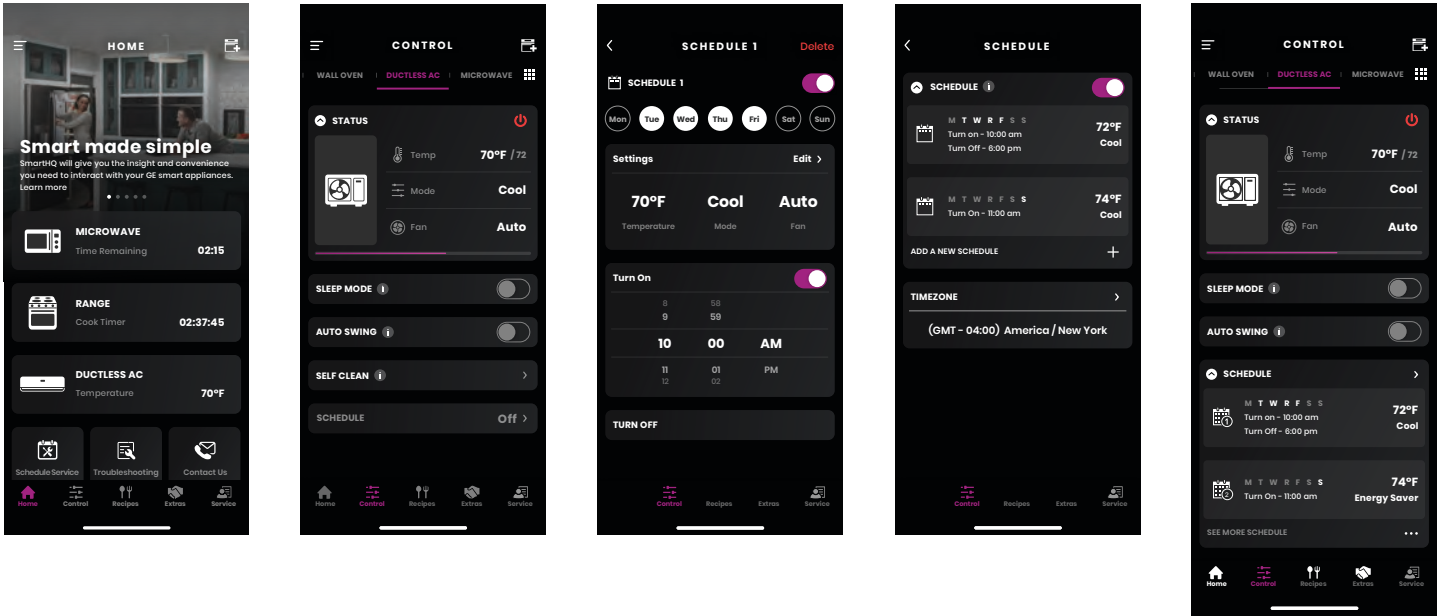
Our features keep you in control, no matter where you are — no more wondering if you left the oven on.

PERFORMANCE

Our appliances evolve with your changing needs — accepting over-the-air (OTA) updates that can improve performance, add new features, or fix potential issues.

The convenience of controlling your system from anywhere, at any time!

Download the **SMART HQ APP** to a smart device, link the equipment to the smart device, and follow the easy set-up instructions.



BUILT-IN WIFI (Accessory WiFi Module not required.)

NextGen Arctic Series	Tempo Series	FlexFit Series Ducted	FlexFit Series Console
AW09EH2VHD	AW09TE2VHA	USYF09UCDSA	USYF09UCDWA
AW12EH2VHD	AW12TE2VHA	USYF12UCDSA	USYF12UCDWA
AW18EH2VHD		USYF18UCDSA	USYF18UCDWA
		USYF24UCDSA	

SMART HQ COMPATIBLE (Requires accessory WiFi Module QAWF01A, not included. See below.)

Arctic Series	Tempo Series	Advanced Plus Series	FlexFit Series
AW09EH2VHA	AW09TE1VHA	AW09ES2VHB	AW07LC2VHB
AW12EH2VHA	AW12TE1VHA	AW12ES2VHB	AW09LC2VHB
AW18EH2VHA	AW18TE2VHA	AW18ES2VHB	AW12LC2VHB
	AW24TE2VHA	AW24ES2VHB	AW18LC2VHB
			AW24LP2VHA
			AW36LP2VHA

ACCESSORY WIFI MODULE

Model Number	Description
QAWF01A	WiFi Module for Highwall Indoor



GETTING STARTED

To connect your indoor unit, you'll need the **SMART HQ App**. The app will walk you through the connection process. Download from the App Store or Google Play.



Controllers and Accessories

Controllers

Haier controls allow you to take command of your environment. With convenient user-friendly button layouts and clear graphic displays, the system can be easily set to meet and maintain all comfort needs.

Wired Mounted Remote Controllers



Color screen wired controller optional for Next Gen Arctic, Advanced Plus, FlexFit Wall mount/cassette/ slim duct



Wired controller is shipped with Slim Duct and High Static Duct. Optional for Next Gen Arctic, Advanced Plus, and FlexFit Wall Mount or Cassettes.

Wireless Hand-Held Controllers



Ships with Highwall equipped with motion sensor



Ships with large Cassette



Ships with Highwall and compact Cassette



Cool only remote (optional for purchase separately)

	YR-E16B	QACT17A
Power Supply	12V AC	12V AC
Controllable Indoor Groups	Up to 16	Up to 16
On/Off	•	•
Modes	Auto-Cool-Dry-Heat-Fan-Auto	Auto-Cool-Dry-Heat-Fan-Auto
Precise Temperature Control +/- 1F (+/- 0.5C)	•	•
Fan Speed Adjustment	•	•
Turbo	•	•
Quiet	•	•
Airflow Direction - Up Down	•	•
Airflow Direction - Left Right	•	•
Four-Way Cassette Blade Control	•	•
Indoor Temperature Display	•	•
Filter Change Reminder	500 hr	500 hr
Clock	•	•
Error Code Reporting/Recording	•	•
Control Lock	•	•
Daily Program	•	•
Weekly Program	•	•
Sleep	•	•
Backlight	•	•
Fahrenheit/Celsius Display	•	•
Temperature Range Limit	•	•
Temperature Compensation	•	•
Static Pressure Setting	•	•
Groups Setting	•	•
Password	•	•

	WJ26X27153	YR-HBS01	WJ01X24721	UCT30RWA
24-Hour Time		•		
Individual Control	•	•	•	•
Backlight	•	•	•	•
Up & Down Louver Oscillating Control	•	•	•	•
Left & Right Louver Oscillating Control	•	•	•	•
Four-Way Cassette Air Supply Control		•		
Child Lock	•	•	•	•
Indoor LED Display On/Off	•	•	•	•
Fahrenheit/Celsius Display	•	•	•	•
Precise Temperature Control +/- 1F (+/- 0.5C)	•	•	•	•
Motion Sensor	•			

*Remote controller WJ01X24721 and WJ26X27153 are shipped with indoor unit.




WK-B


Wired controller interface kit, required when installing wired controllers YR-E17, YR-E16B or QACT17A on some highwall models (check product submittal for individual model requirements).

Accessories

Cassette Panels



PB-700KB
 Panel for 2'x2' cassette
 Must order PB-700KB separately with the purchase of compact cassette models:
 AB09SC2VHA
 AB12SC2VHA
 AB18SC2VHA



PB-950KB
 Panel for 3'x3' cassette
 Must order PB-950KB separately with the purchase of large cassette models:
 AL24LP2VHA
 AL36LP2VHA
 AL48LP2VHA

Return & Supply Air Grilles



PAD0890RA
 Optional return air grille for Slim Duct models:
 AD07SL2VHB
 AD09SL2VHB
 AD12SL2VHB

PAD1210RA
 Optional return air grille for Slim Duct model:
 AD18SL2VHB

PAD0890SA
 Optional supply air grille for Slim Duct models:
 AD07SL2VHB
 AD09SL2VHB
 AD12SL2VHB

PAD1210SA
 Optional supply grille for Slim Duct model:
 AD18SL2VHB

Supply Plenums




UAPT0912A
 Supply Plenum for
 MSP Duct Indoor 09K, 12K
 Fits on the following Models:
 USYM09UCDSA
 USYM12UCDSA




UAPT1824A
 Supply Plenum for
 MSP Duct Indoor 18K and 24K Fits
 on the following Models:
 USYM18UCDSA
 USYM24UCDSA

MERV Return Air Filter Boxes



UAMFB0912A
 Merv Return Air Filter Box for
 MSP Duct Indoor 09K and 12K Fits
 on the following Models:
 USYM09UCDSA
 USYM12UCDSA



UAMFB1824A
 Merv Return Air Filter Box for
 MSP Duct 18 And 24K
 Fits on the following Models:
 USYM18UCDSA
 USYM24UCDSA

Accessories

Wind Baffle

Required for low ambient cooling performance for mechanical or server room applications, and recommended when unit is installed facing prevailing winds.

Features and Benefits

- Increases unit reliability and performance in extremely cold temperatures.
- Prevents outdoor fan counter-rotation.
- Helps keep snow and ice from clogging the outdoor coil.
- Protects the outdoor coil from high winds.
- Easy installation.
- Reduce indoor temperature fluctuation.



Wind Baffles are compatible with these outdoor units:

Series	Outdoor Model #	Wind Baffle Model #
Tempo	1U09TE1VHA	QAWB41A
	1U12TE1VHA	
	1U09TE2VHA	
	1U12TE2VHA	
	1U18TE2VHA	QAWB37A
	1U24TE2VHA	QAWB45A
FlexFit	2U18MS2VHB	QAWB43A
	3U24MS2VHB	QAWB44A
	4U36MS2VHB	QAWB40A
	1U18LC2VHA	QAWB43A
	1U24LP2VHA	QAWB38A
	1U36LP2VHA	QAWB38A
	1U48LP2VHA	QAWB38A (requires 2)
Arctic	1U09EH2VHA	QAWB39A
	1U12EH2VHA	
	1U18EH2VHA	QAWB45A

Series	Outdoor Model #	Wind Baffle Model #
Next Gen Arctic	1U09EH2VHD	QAWB37A
	1U12EH2VHD	
	1U18EH2VHD	QAWB45A
Arctic Multi	2U20EH2VHA	UAWB46A
	3U24EH2VHA	
	4U36EH2VHA	
Advanced Plus	1U09ES2VHA	QAWB42A
	1U09AP2VHA	
	1U12ES2VHA	QAWB42A
	1U12AP2VHA	
	1U15AP2VHA	QAWB37A
	1U18ES2VHA	
	1U18AP2VHA	
	1U24ES2VHA	QAWB45A
	1U24AP2VHA	

The wind baffle and snow hood are fabricated from durable 20 gauge G90 galvanized steel. Both accessories are engineered to provide optimal performance when operating the outdoor unit in cold, harsh climates.

Snow Hood (Hail Guard)

Strongly recommended for cold climate heating and cooling applications.

Features and Benefits

- Reduces defrost cycles.
- Helps maintain a comfortable indoor temperature.
- Easy installation.
- Helps keep snow and ice from clogging the outdoor coil.

Series	Outdoor Model #	Snow Hood Model #
Arctic Multi	2U20EH2VHA	UAWB80A
	3U24EH2VHA	
	4U36EH2VHA	



Indoor and Outdoor Compatibility Chart

COMPATIBILITY CHART

	TEMPO	ADVANCED PLUS	ARCTIC	NEXT GEN ARCTIC	FLEXFIT SINGLE	FLEXFIT MULTI	ARCTIC MULTI
OUTDOOR UNITS	1U09TE1VHA	1U09AP2VHA	1U09EH2VHA	1U09EH2VHD/E		2U18MS2VHB	2U20EH2VHA
	1U12TE1VHA	1U12AP2VHA	1U12EH2VHA	1U12EH2VHD/E		3U24MS2VHB	3U24EH2VHA
	1U09TE2VHA	1U15AP2VHA	1U18EH2VHA	1U18EH2VHD/E	1U24LP2VHA	4U36MS2VHB	4U36EH2VHA
	1U12TE2VHA	1U18AP2VHA			1U36LP2VHA		
	1U18TE2VHA	1U24AP2VHA			1U48LP2VHA		
	1U24TE2VHA						

COMPATIBLE HIGH WALL INDOOR UNITS

INDOOR UNITS	TEMPO	ADVANCED PLUS	ARCTIC	NEXT GEN ARCTIC	FLEXFIT SINGLE	FLEXFIT MULTI	ARCTIC MULTI
AW09TE1VHA	✓						
AW12TE1VHA	✓						
AW09TE2VHA	✓						
AW12TE2VHA	✓						
AW18TE2VHA	✓						
AW24TE2VHA	✓						
AW09ES2VHB		✓					
AW12ES2VHB		✓					
AW15ES2VHB		✓					
AW18ES2VHB		✓					
AW24ES2VHB		✓					
AW09EH2VHD				✓			
AW12EH2VHD				✓			
AW18EH2VHD				✓			
AW07EH2VHA							✓
AW09EH2VHA			✓				✓
AW12EH2VHA			✓				✓
AW18EH2VHA			✓				✓
AW07LC2VHB						✓	✓
AW09LC2VHB						✓	✓
AW12LC2VHB						✓	✓
AW18LC2VHB						✓	✓
AW24LP2VHA					✓	✓	✓
AW36LP2VHA					✓		

COMPATIBILITY CHART (CASSETTE, SLIM DUCT, MSP DUCT, CONSOLE)

	TEMPO	ADVANCED PLUS	ARCTIC	NEXT GEN ARCTIC	FLEXFIT SINGLE	FLEXFIT MULTI	ARCTIC MULTI
OUTDOOR UNITS	1U09TE1VHA	1U09AP2VHA	1U09EH2VHA	1U09EH2VHE		2U18MS2VHB	2U20EH2VHA
	1U12TE1VHA	1U12AP2VHA	1U12EH2VHA	1U12EH2VHE		3U24MS2VHB	3U24EH2VHA
	1U09TE2VHA	1U15AP2VHA	1U18EH2VHA	1U18EH2VHE	1U24LP2VHA	4U36MS2VHB	4U36EH2VHA
	1U12TE2VHA	1U18AP2VHA			1U36LP2VHA		
	1U18TE2VHA	1U24AP2VHA			1U48LP2VHA		
	1U24TE2VHA						

COMPATIBLE CASSETTE INDOOR UNITS

INDOOR UNITS	TEMPO	ADVANCED PLUS	ARCTIC	NEXT GEN ARCTIC	FLEXFIT SINGLE	FLEXFIT MULTI	ARCTIC MULTI
AB09SC2VHA				✓		✓	✓
AB12SC2VHA				✓		✓	✓
AB18SC2VHA				✓		✓	✓
AL24LP2VHA					✓	✓	✓
AL36LP2VHA					✓		
AL48LP2VHA					✓		

COMPATIBLE SLIM DUCT INDOOR UNITS

INDOOR UNITS	TEMPO	ADVANCED PLUS	ARCTIC	NEXT GEN ARCTIC	FLEXFIT SINGLE	FLEXFIT MULTI	ARCTIC MULTI
AD07SL2VHB						✓	✓
AD09SL2VHB						✓	✓
AD12SL2VHB						✓	✓
AD18SL2VHB						✓	✓

COMPATIBLE INDOOR MID STATIC DUCT UNITS

INDOOR UNITS	TEMPO	ADVANCED PLUS	ARCTIC	NEXT GEN ARCTIC	FLEXFIT SINGLE	FLEXFIT MULTI	ARCTIC MULTI
USYM09UCDSA				✓		✓	✓
USYM12UCDSA				✓		✓	✓
USYM18UCDSA				✓		✓	✓
USYM24UCDSA						✓	✓

COMPATIBLE HIGH STATIC DUCT INDOOR UNITS

INDOOR UNITS	TEMPO	ADVANCED PLUS	ARCTIC	NEXT GEN ARCTIC	FLEXFIT SINGLE	FLEXFIT MULTI	ARCTIC MULTI
AM24LP2VHA					✓	✓	✓
AM36LP2VHA					✓		
AM48LP2VHA					✓		

COMPATIBLE CONSOLE INDOOR UNITS

INDOOR UNITS	TEMPO	ADVANCED PLUS	ARCTIC	ARCTIC (NEXT GEN)	FLEXFIT SINGLE	FLEXFIT MULTI	ARCTIC MULTI
USYF09UCDWA				✓		✓	✓
USYF12UCDWA				✓		✓	✓
USYF18UCDWA				✓		✓	✓

Your customers turn to you for great results, so offer them the performance and support you can only get from Haier!

Limited Warranty

At Haier we take pride in our workmanship, which is why we offer one of the best warranties in the industry. Standard coverage is a 7-year limited warranty on the compressor and a 5-year limited warranty on parts.

Our Tempo, Advanced, Advanced Plus, Arctic and all FlexFit Series systems qualify for a 10-year limited warranty on both the compressor and parts. Equipment must be registered for this extended coverage within 60 days of installation. To register your equipment go to: www.haierductless.com > support > product registration.

Training

We're with you every step of the way, from theory to application. Through the Haier HVAC Training Center, we teach distributors and contractors everything from service to installation to sales. For those who prefer to learn in the field, our Regional Training Program matches professionals with experienced trainers.

Support

You can always rely on Haier to guide you through warranty processing, parts ordering, product installation, technical documentation and more.



Rebates

With their high SEER and EER ratings, Haier ductless systems could earn your customers very attractive rebates.

Learn more by visiting:

ENERGY STAR
energystar.gov

**Database of State Incentives for
Renewables & Efficiency**
dsireusa.org

For more info visit us:



www.Haierappliances.com/Ductless



www.Haierductlesshelp.com

Pub No. 26-G0001

Rev. 12-03-21

©Copyright 2021 GE Appliances, a Haier Company.
Our continued commitment to quality products may mean a change in specifications without notice.



GE APPLIANCES
a Haier company



For more info visit:   